



**SOCIAL WELFARE
AND
NUTRITIOUS MEAL PROGRAMME DEPARTMENT**

**PERFORMANCE BUDGET
2015-2016**

©

**GOVERNMENT OF TAMILNADU
2015**

INDEX

S.No.	Chapter	Page
1	Introduction	1
2	Women Welfare	3
3	Child Welfare	16
4	Puratchi Thalaivar MGR Nutritious Meal Programme	22
5	Integrated Child Development Services Scheme	25
6	Social Defence	33
7	Welfare of Aged And Senior Citizens	43
8	Social Security Schemes	45

DEMAND NO. 45

SOCIAL WELFARE AND NUTRITIOUS MEAL PROGRAMME DEPARTMENT

PERFORMANCE BUDGET

2015-2016

CHAPTER – 1

Introduction

The State's social development depends on the status of its women and children. Economic, social and political empowerment of women go a long way in creating a welfare and prosperous State. Similarly, the care and well-being of children, ensuring their rights, will pave way for building the pillars of tomorrow with a strong foundation.

A number of path breaking initiatives have been launched for the welfare of the poor and vulnerable women, children, senior citizens and third genders through the Social Welfare and Nutritious Meal Programme Department.

Apart from these novel and beneficial schemes, various Acts and Rules for the protection of the women, children, third genders and senior citizens are being implemented through the Department. Women Commission and State Commission for Protection of Child Rights also ensure their protection and care of basic rights and needs.

The Social Welfare and Nutritious Meal Programme Department is continuously concentrating on policies reaching out to children in their vulnerable years, empowering access to health care and a safe environment, reducing gender discrimination and enhancing the well being of the adolescent girls and the nutritional status of women.

SOCIAL WELFARE

The schemes implemented by the Commissionerate of Social Welfare can be broadly classified into four important categories, such as Women Welfare, Child Welfare, Welfare of the Senior Citizen and Nutrition.

1. Women Welfare

- 1) Marriage Assistance Schemes
- 2) Government Service Homes
- 3) Working Women Hostels
- 4) Special Programmes for Women
- 5) Grants to Non Governmental Organizations for works in Rural areas
- 6) Implementation of Social security legislations for women
- 7) State Resource Centre for Women
- 8) Tamil Nadu Thirdgender Welfare Board

2. Child Welfare

- 1) Children Homes
- 2) Grant-in-aid to voluntary institutions to run orphanages for poor destitute children.
- 3) Creches for Children of Working and ailing mothers.
- 4) Girl Child Protection Scheme
- 5) Cradle Baby Scheme
- 6) Free supply of text books and note books to the children of poor widows
- 7) State Adoption Resource Agency

3. Welfare of the Senior Citizen

Grant-in-aid to voluntary institutions to run old age homes.

4. Nutrition

Puratchi Thalaivar MGR Nutritious Meal Programme

The Budgetary outlay of the Department is detailed below:

(₹in lakh)

S.No	Schemes	2013-2014	2014-2015	2015-2016
1.	Non Plan	9,658.22	13,482.51	12,697.86
2.	Plan	2,32,358.85	2,16,991.35	2,22,445.63
3.	Centrally Sponsored	8,536.99	8,548.37	8,554.52
4.	Schemes Shared between state & center	35,990.26	20.26	20.26
	Total	2,86,544.32	2,39,042.49	2,43,718.27

CHAPTER – 2

WOMEN WELFARE

MARRIAGE ASSISTANCE SCHEMES

2.1 MOOVALUR RAMAMIRTHAM AMMAIYAR NINAIVU THIRUMANA NIDHI UDHAVI THITTAM

- | | | |
|---|--|--|
| 1 | Year of Starting | 1989

From 17.5.2011 onwards 4 gm 22 ct. gold coin is given in addition to the financial assistance of ₹25,000 / ₹50,000. |
| 2 | Objective of the Scheme | to promote the educational status of the poor girls and also to help poor parents in getting their daughters married. |
| 3 | Eligibility for Assistance | <ol style="list-style-type: none">1. Belongs to a poor family2. Annual family income should not exceed ₹72,0003. Only one girl in a family will be given the benefit4. Bride should have completed 18 years and Bride-groom should have completed 21 years of age. There is no upper age limit.5. Bride's Educational qualification <p>Scheme 1:</p> <ol style="list-style-type: none">a) Bride should have studied upto Tenth Standard (pass or fail with certificate) If studied privately a pass in Tenth Std is necessary.b) Fifth Standard for ST Girls. <p>Scheme 2 :</p> <ol style="list-style-type: none">1. Should have completed any Degree from college/distance education/Recognized Open University with certificate from Tamil Nadu.2. Diploma holders should have qualified with pass certificate from the institution recognized by the Directorate of Technical Education, Government of Tamil Nadu. |
| 4 | Quantum of assistance
(from 17.5.2011 onwards) | <p>Scheme 1: ₹25,000 per beneficiary by Cheque and 4 gram (22 ct.) gold coin for making 'Thirumangalyam'.</p> <p>Scheme 2: ₹50,000 per beneficiary by Cheque and 4 gram (22 ct.) gold coin for making 'Thirumangalyam'</p> |
| 5 | Time Limit for Submission of application | Before 40 days of the date of the marriage. In exceptional circumstance, the application can be submitted one day before the marriage |

Year	Physical		Financial	
	Target	Achievement	Target	Achievement
			(₹ in lakh)	
2011-2012	1,64,552	1,63,228	48,638.15	62,015.00
2012-2013	1,66,687	1,38,656	70,161.38	58,929.00
2013-2014	1,58,780	1,30,035	70,161.38	56,319.14
2014-2015	1,58,500	1,25,029	69,964.85	59,478.36
2015-2016	1,60,000		65,170.68	

2.2 DR.DHARMAMBAL AMMAIYAR NINAIVU WIDOWS REMARRIAGE ASSISTANCE SCHEME

- 1 Year of Commencement : 1975
- 2 Objective of the Scheme : Financial assistance for the widow re-marriage.
- 3 Eligibility for Assistance :
 1. Minimum age for bride is 20 years. Maximum age limit for bridegroom is not more than 40 years.
 2. No income limit
 3. The bride should produce the widow certificate, marriage invitation for re-marriage and age certificate
- 4 Quantum of Assistance :

Scheme 1: ₹25,000 (₹15,000 as Cheque and ₹10,000 NSC) and 4 gram (22 ct.) gold coin for making 'Thirumangalyam'. Educational qualification not prescribed.

Scheme 2: ₹50,000 per beneficiary (₹30,000 will be paid as Cheque and ₹20,000 as NSC) and 4 gram of (22 ct.) gold coin for making 'Thirumangalyam' to the Degree / Diploma holders who obtained certificate.
- 5 Time limit for submitting applications : Should apply within six months from the date of remarriage.

Year	Physical		Financial	
	Target	Achievement	Target	Achievement
			(₹ in lakh)	
2011-2012	140	117	51.09	50.00
2012-2013	250	142	161.80	70.22
2013-2014	170	112	161.80	43.36
2014-2015	170	75	76.25	44.05
2015-2016	170		76.25	

2.3 E.V.R.MANIAMMAIYAR NINAIVU POOR WIDOW DAUGHTER'S MARRIAGE ASSISTANCE SCHEME

- 1 Year of Commencement : 1981
- 2 Objective of the Scheme : To help the poor widows for the marriage of their daughter
- 3 Eligibility for Assistance : 1. Annual family Income should not exceed ₹72,000
2. Bride should have completed 18 years. There is no upper age limit.
- 4 Quantum of Assistance : **Scheme 1:** ₹25,000 as Cheque and 4 gram (22ct) gold for making 'Thirumangalyam'. Educational Qualification not prescribed.
Scheme 2 : Degree from college / Distance education / Tamilnadu Government Recognized University.
Diploma from Institutions recognized by Directorate of Technical Education, Government of Tamilnadu.
₹50,000 per individual by cheque and 4 gram (22ct) gold coin for making 'Thirumangalyam' to Degree / Diploma holders.
- 5 Time limit for submitting applications : Should apply within 40 days before marriage. In special cases, if there is any specific reason can apply even one day before marriage.

Year	Physical		Financial	
	Target	Achievement	Target	Achievement
			(₹ in lakh)	
2011-2012	7,244	6,145	1,810.88	3,001.00
2012-2013	8,322	6,883	3,503.07	2,580.35
2013-2014	7,490	5,608	3,503.07	2,186.96
2014-2015	7,770	7,011	3,771.09	3,582.56
2015-2016	7,770		3,771.09	

2.4 ANNAI TERESA NINAIVU ORPHAN GIRLS MARRIAGE ASSISTANCE SCHEME

- 1 Year of Commencement : 1985-1986
- 2 Objective of the Scheme : To help poor orphan girls financially for their marriage.
- 3 Eligibility for Assistance : 1. Beneficiary should be an orphan girl.
2. No income limit.
3. The Bride should have completed 18 years. There is no upper age limit
- 4 Quantum of Assistance : **Scheme 1:**
No minimum education qualification has been prescribed.
₹25,000 and 4 gram (22 ct.) gold for making 'Thirumangalyam' to the beneficiaries.
Scheme 2:
Degree from college/ distance education/Tamil Nadu Government recognized open university.
Diploma from institutions recognized by Directorate of Technical Education, Government of Tamil Nadu.
₹50,000 per beneficiary by cheque and 4 gram (22 ct.) gold coin.
- 5 Time limit for submitting applications : Should apply within 40 days before marriage. In special cases if there is any specific reason can apply even one day before marriage.

Year	Physical		Financial	
	Target	Achievement	Target	Achievement
	(₹in lakh)			
2011-2012	675	682	168.81	437.00
2012-2013	828	846	373.75	315.52
2013-2014	1,110	717	373.75	282.36
2014-2015	1,110	796	373.75	355.82
2015-2016	1,110		373.75	

2.5. DR. MUTHULAKSHMI REDDY NINAIVU INTERCASTE MARRIAGE ASSISTANCE SCHEME

- 1 Year of Commencement : 1967.
This scheme has been renamed since 08.07.2011 after Dr. Muthulakshmi Reddy
- 2 Objective of the Scheme : To abolish caste based discrimination by encouraging inter-caste marriages.
- 3 Eligibility for Assistance :
 1. No income limit.
 2. Bride should have completed 18 years. There is no upper age limit.
 3. One of the spouse from SC/ST community and other from a different community.
 4. One of the spouse from forward community and the other from BC/MBC.
- 4 Quantum of Assistance :

Scheme 1:
₹25,000 (₹15,000 as Cheque and ₹10,000 as NSC) and 4 gram (22 ct.) gold for making 'Thirumangalyam'. Education qualification not prescribed.

Scheme 2:
Degree from college/ distance education / Tamil Nadu Government recognized university.
Diploma from institutions recognized by Directorate of Technical Education, Government of Tamil Nadu.
₹50,000 per individual (₹30,000 will be given cheque and ₹20,000 will be given as NSC.) and 4 gram (22 ct.) gold coin for making 'Thirumangalyam'.
- 5 Time limit for submitting applications : Should apply within 2 years after marriage.

Year	Physical		Financial	
	Target	Achievement	Target	Achievement
			(₹ in lakh)	
2011-2012	2,895	1,828	734.38	1,185.00
2012-2013	1,901	1,583	800.00	656.87
2013-2014	2,450	1,409	800.00	632.56
2014-2015	2,450	2,269	1,000.00	982.32
2015-2016	2,450		1,000.00	

2.6 GOVERNMENT SERVICE HOME

1	Year of Commencement & Location	:	Name of the District	Year of starting	No. of inmates sanctioned
			Kacheepuram (Tambaram)	1948 – 49	505
			Cuddalore	1962 – 63	275
			Thanjavur	1964 – 65	190
			Tirunelveli	1977 – 78	130
			Salem	1978 – 79	130
			Sivagangai	1984 – 85	130
			Madurai	2003 – 04	150
			Perambalur	2013 – 14	100
			Krishnagiri	2013 – 14	100
			Total		1,710
2	Objective of the Scheme	:	To protect widows, destitute and adolescent girls from their hardship by providing free accommodation, food, education and vocational training.		
3	Eligibility for Assistance	:	Family income not exceeding ₹24,000 per annum Age should be between 14 and 45 years		
4	Period of Stay	:	Widows admitted in the Service Home are permitted to keep along with them three children. Male children studying upto 5th standard and girl children studying upto 12th standard can stay with their mothers.		
5	Nature of training given	:	Formal education from 6th Standard to Higher Secondary, Tailoring, Typewriting, Shorthand, Computer Training, Beautician course, Silk weaving Training, Teacher's training, Repair of electronic and electrical consumer appliances and plumbing training are also given.		
6	Feeding Charges	:	Adults: ₹550 per month per head Children: ₹450 per month per child		
7	Clothing	:	Children studying in classes 1 to 8 th are provided with 4 sets of uniforms free of cost under the Puratchi Thalaivar M.G.R. Nutritious Meal Programme. Students of classes 9 th to 12 th std are given 2 sets of uniforms.		
8	Other Benefits	:	i. Bedding at ₹150 per annum per inmate. ii. ₹25 per annum per inmate is provided for medical expenses iii. Free chappals at the rate of ₹150 per inmate per annum. iv. Books and note books are provided at free of cost. The text books are purchased from Tamil Nadu Text Book Corporation. v. Sanitary Napkins and innerwears are also provided to the adolescent girls to safe guard their health. vi. Financial support is extended to the ex-inmates of the service homes to continue higher education as follows:		

- a) Professional Courses - ₹50,000 per annum per head
- b) Degree Courses - ₹30,000 per annum per head
- c) Diploma Courses - ₹30,000 per annum per head
- d) Vocational Training - Under Tamilnadu Skill Development Mission

9 Other Facilities : Arranging of excursion to the neighbouring places for the inmates of Service Homes.

Year	Physical				Financial	
	Target		Achievement		Target	Achievement
	Adult	Children	Adult	Children	(₹ in lakh)	
2011-2012	1,245	265	746	125	377.76	381.86
2012-2013	1,245	265	864	75	482.67	349.80
2013-2014	1,245	265	727	53	548.64	488.27
2014-2015	1,245	265	781	101	612.13	319.00
2015-2016	1,245	265			528.08	

2.7 GOVERNMENT WORKING WOMEN'S HOSTEL

1. Year of Commencement & Location	Year of starting	Name of the District	No. of inmates sanctioned
	1980 – 81	Chennai	75
	1980 – 81	Madurai	50
	1980 – 81	Krishnagiri (Hosur)	50
	1981 – 82	Tiruchirapalli	50
	1981 – 82	Tuticorin	50
	1987 – 88	Cuddalore	30
	1987 – 88	Pudukottai	35
	1992 – 93	Chennai	75
	2013 – 14	Kancheepuram (3)	150
	2013 – 14	Tiruvallur	50
	2013 – 14	Chennai (6)	300
	2013 – 14	Thanjavur	50
	2013 – 14	Tiruppur	50
	2013 – 14	Perambalur	50
	2013 – 14	Villupuram	50
	2013 – 14	Vellore	50
	2013 – 14	Coimbatore	50
	2013 – 14	Salem	50
	2013 – 14	Tiruchirapalli	50
	2013 – 14	Tirunelveli	50
	2013 – 14	Sivagangai	50
		Total	1,415

- 2 Objective of the Scheme : To provide safe shelter & food to the working women of lower and middle income groups.
- 3 Eligibility for Admission : Monthly income not exceeding ₹25,000 p.m. in Chennai and ₹15,000 pm. in other districts
- 4 Period of Stay : 3 years stay.
Beyond 3 years, it will be decided by the recommendation from the warden based on the behavior of the individual during stay.
- 5 Other Condition : Inmates should pay as rent ₹300 p.m. in Chennai and ₹200 p.m. in other Districts. Mess and Electricity charges shared by inmates.

Year	Physical		Financial	
	Target	Achievement	Target	Achievement
			(₹in lakh)	
2011-2012	415	318	58.26	71.43
2012-2013	415	302	78.38	53.66
2013-2014	415	315	92.04	250.43
2014-2015	1,415	538	253.33	69.47
2015-2016	1,415		118.64	

2.8 SPECIAL PROGRAMME FOR WOMEN

- Year of Commencement : 1978-1979
- Objective of the Scheme : To improve the economic status of poor women by providing employment opportunities in training centres.

Sl.No.	Training Centre/Production Centre	No. of Unit	No. of beneficiaries
1.	Palm Leaf Training Centres		
	2011-2012	2	30
	2012-2013	2	30
	2013-2014	2	30
	2014-2015	2	30
	2015-2016	2	30
2.	Tailoring Training Centre		
	2011-2012	23	600
	2012-2013	25	640
	2013-2014	23	445
	2014-2015	16	210
	2015-2016	13	245

3.	Mat Training Centres		
	2011-2012	1	15
	2012-2013	1	15
	2013-2014	1	15
	2014-2015	1	15
4.	Cloth Doll Making Training Centre		
	2011-2012	1	8
	2012-2013	1	8
	2013-2014	1	8
	2014-2015	1	10
	2015-2016	1	10

WORK CENTRES AND PRODUCTION UNITS

Year	Financial	
	Target	Achievement
	(₹ in lakh)	
2011-2012	129.33	210.93
2012-2013	180.86	215.65
2013-2014	215.14	213.58
2014-2015	267.10	191.43
2015-2016	249.62	

The amount relates to salary and stipend etc.,

INDUSTRIAL CO-OPERATIVE SOCIETIES:

S.No.	Industrial Co-operative Societies	No. of Societies	No. of members
1.	Stationery & Tailoring Society		
	2011-2012	15	768
	2012-2013	15	768
	2013-2014	15	778
	2014-2015	15	1,017
	2015-2016	15	1,017
2.	Tailoring Societies		
	2011-2012	80	41,598
	2012-2013	80	50,000
	2013-2014	80	70,370
	2014-2015	80	73,047
	2015-2016	80	73,047
3.	Other Societies (Chalk Crayon, Stationery and Coir Making & Tailoring Societies)		
	2011-2012	3	1,015
	2012-2013	3	1,015
	2013-2014	3	1,743
	2014-2015	3	1,743
	2015-2016	3	1,743

SETTING UP OF SUPERVISORY CELL FOR CO-OPERATIVE SOCIETIES

Year	Financial	
	Target	Achievement
(₹ in lakh)		
2011-2012	189.00	236.99
2012-2013	216.90	158.22
2013-2014	256.08	271.84
2014-2015	261.04	130.90
2015-2016	209.10	

2.9 SATHYAVANIMUTHU AMMAIYAR NINAIVU FREE SUPPLY OF SEWING MACHINE SCHEME

1. Year of Commencement : 1979 – 1980
2. Objective of the Scheme : To provide self employment to Widows, Deserted wives, Destitute women from economically weaker societies, Differently abled Men, Women & other Women who are socially affected, by providing free sewing machines.
3. Eligibility for Assistance : Destitute Widows, Deserted Wives, Socially and Economically poor Women and Physically Handicapped Men and Women, in the age group of 20 to 40 years. Beneficiary should know tailoring. (Extended to Srilankan refugees living in camps with effect from 26.7.2011)

Year	Physical		Financial	
	Target	Achievement	Target	Achievement
(₹ in lakh)				
2011-2012	5,500	3,778	135.00	144.00
2012-2013	} 5,500	3,505	190.00	180.00
2013-2014 2014 - 2015				
2015 - 2016			135.00	135.00

2.10 GRANTS TO NON GOVERNMENTAL ORGANISATIONS WORKING IN RURAL AREAS THROUGH SOCIAL WELFARE BOARD.

- 1 Year of starting : 1990-1991
- 2 Aim of the scheme : To encourage Voluntary Organizations in villages particularly working for the welfare of women & children
- 3 Eligibility for the scheme : Registered institutions who have been doing social services for not less than 3 years
- 4 Nature of Assistance : Assistance will be given to deserving voluntary institutions towards the purchase of equipments, play materials and furniture

Year	Physical		Financial	
	Target	Achievement	Target	Achievement
			₹ in lakh	
2011-2012	200	200	10.00	10.00
2012-2013	200	200	10.00	10.00
2013-2014	200	200	10.00	10.00
2014-2015	200	200	10.00	10.00
2015-2016	200		10.00	

2.11 PROTECTION OF WOMEN AGAINST DOMESTIC VIOLENCE ACT, 2005

1. Year of Commencement : 2005
- 2 Objective of the Scheme : To protect women against domestic violence and help in providing a peaceful and secure environment within her home.

Petitions received	No. of Persons medical facilities Given	Cases registered in court	Cases referred to Free legal Aid	No. of cases counselled under Section 14	Petitions solved by Protection Officer
26,981	289	9,354	903	610	14,384

2.12 DOWRY PROHIBITION ACT, 1961

1. Year of Commencement : Act came in to force in 1961. Tamil Nadu rules was framed and implemented in 2004.
2. Objective of the Scheme : To protect women against dowry harassment and abolish dowry.

Year	Petitions received	Cases Counseled by DSWOs	No. of cases referred to Police
2010	935	372	310
2011	1,215	450	341
2012	4,925	2,320	904
2013	6,008	3,673	692
2014	7,364	4,393	1,054

2.13 TAMIL NADU THIRDGENDER WELFARE BOARD

1. Year of Commencement : 2008 - 2009
2. Objective of the Scheme : To rehabilitate thirdgender and to achieve equality for them in the community and security in the Society.
3. Eligibility to become member of Board :
 1. Should be a native of Tamil Nadu
 2. Should possess ID card issued by the Thirdgender Welfare Board
4. Assistance provided :
 - Identity Card
 - Ration Card
 - Voter ID
 - House Patta
 - Medical facilities
 - Free Housing
 - Educational loan
 - Skill Training
 - Short stay home

Year	Financial	
	(₹ in lakh)	
	Target	Achievement
2011-2012	100.00	100.00
2012-2013	100.00	55.44

2.14 PENSION SCHEME FOR DESTITUTE THIRDGENDERS ABOVE 40 YEARS

1. Year of Commencement : 2012 - 2013
2. Objective of the Scheme : To help poor destitute thirdgender above 40 years of age who are unable to earn their livelihood.
3. Eligibility :
 1. Should be above 40 years
 2. Should posses ID card of the Thirdgender Welfare Board.
 3. Should be unable to physically work and earn
 4. Thirdgenders who are unable to receive any assistance from family members or others.
4. Assistance provided : Monthly pension of ₹1,000 will be provided to eligible thirdgender. (by Revenue Department)

Year	Physical		Financial (₹ in lakh)	
	Target	Achievement	Target	Achievement
2012-2013	1,069	500	1.17	10.00
2013-2014	1,069	743	128.28	89.16
2014-2015	1,000	933	100.00	98.66
2015-2016	1,000		120.00	

CHAPTER – 3

CHILD WELFARE

3.1 SATHYA AMMAIYAR NINAIYU GOVERNMENT CHILDREN HOMES

1. Year of Commencement & No of Homes	:	Year	Centres
		1979 - 1980	4
		1984 - 1985	13
		1985 - 1986	3
		1986 - 1987	1
		1991 - 1992	2
		1993 - 1994	1
		2004 - 2005	2
			(Tsunami Children Homes)
		Total	26

2 Objective of the Scheme : To provide education to orphan children by giving them food, clothing, shelter and health care freely.

3 Eligibility for Assistance :

a) Parent /Guardian's income : Not more than ₹24,000 per annum

b) Age Limit : 5 to 10 years in the case of boys
5 to 18 years in the case of girls.

4 Period of Stay : Upto 18 years in the case of girls or till the Completion of education upto Higher Secondary (Plus Two) whichever is earlier.

5 Nature of training given : The classes upto V Standard are being conducted in the children homes itself. For higher classes, they are sent to nearby Government and local body schools

6 Feeding Charges : For adults and small children ₹750 per month per head in all the 26 children homes

7 Clothing : For I to Vth Standard children four sets of uniform per annum per inmate is provided under the scheme of Puratchi Thalaivar MGR Nutritious Meal Programme.
For the inmates studying in the outside schools in classes of 6th to 8th ₹ 400 per head and children studying in classes 9th to 12th ₹500 per head is provided for the supply of four sets of uniform every year.

- 8 Other Benefits : 1. Bedding at ₹150 per annum per child. Bedding for Nilgiris ₹250 per annum per child.
2. ₹25 per annum per child is provided for medical expenses
3. Free chappals at the rate of ₹150 per inmate per annum.
4. Books and note books are provided at free of cost. The text books are purchased from Tamil Nadu Text Book Corporation.
5. Sanitary Napkins and innerwears also provided to adolescent girls.
6. Financial support is provided to the ex-inmates of the Government Children Homes to continue higher education as follows:
- a Professional Courses – ₹50,000 per annum per child
- b Degree Courses - ₹30,000 per annum per child
- c Diploma Courses - ₹30,000 per annum per child
- d Vocational Training - Under Tamilnadu Skill Development Mission
- 9 Other Activities : Arranging of excursion to the neighbouring places for the inmates of Government Children Homes.

Year	Physical		Financial	
	Target	Achievement	Target	Achievement
	(Children)	(Children)	(₹ in lakh)	
2011-2012	5,700	3,925	974.74	1,072.49
2012-2013	5,700	3,742	1,108.80	797.38
2013-2014	5,700	3,258	1,161.25	987.41
2014-2015	5,700	3,032	1,424.84	321.55
2015-2016	5,700		1,226.67	

LIST OF NUMBER OF CHILDREN IN GOVERNMENT CHILDREN HOMES

Sl. No.	Places of Government Children Homes	No. of children
1	Waltax Road, Chennai	80
2	Kosapet, Chennai	106
3	Kancheepuram	95

Sl. No.	Places of Government Children Homes	No. of children
4	Thiruvannamalai	225
5	Cuddalore	355
6	Dharmapuri	97
7	Erode	104
8	Nilgiris	98
9	Trichirapalli	107
10	Madurai	162
11	Dindugal	188
12	Ramanathapuram	104
13	Virudhunagar	74
14	Sivagangai	160
15	Thanjavur	149
16	Pudukottai	147
17	Thoothukudi	47
18	Nagercoil	100
19	Vellore	61
20	Tirunelveli	96
21	Nagapattinam	55
22	Salem	140
23	Pethanaickenpalayam-Salem	97
24	Coimbatore	147
25	Cuddalore – Tsunami	15
26	Nagapattinam- Tsunami	23
	Total	3,032

3.2 CHILDREN HOMES RUN BY VOLUNTARY ORGANIZATIONS WITH STATE GRANT

1. Year of Commencement : 1974 - 1975
2. Objective of the Scheme : To encourage the voluntary efforts of the voluntary organisations to run children homes.
3. Eligibility for the scheme :
 - a. The children in the age group of 5-18 years belonging to single parent families.
 - b. Children who do not have either parent
 - c. Children of deserted wives
 - d. Children of parents affected with prolonged illness
 - e. The children of parents who imprisoned for long period.
 - f. The annual income of the parent / guardian should not exceed ₹24,000 per annum.
 - g. The NGO's must have registered themselves under Juvenile Justice (Care and Protection of Children) Act, 2000 and Amended Act, 2006.

- h. Should be registered with the Tamilnadu Hostels and Homes for Women and Children (Regulation) Act, 2014.
- 4 Quantum Assistance : State Government provides ₹750 per child per month as grant towards feeding charges. Administrative expenditure has to be met by the institution.
- 5 Total Number of Units : 147 Institutions.

Year	Physical		Financial (₹ in lakh)	
	Target	Achievement	Target	Achievement
2011-2012	14,477	11,926	604.20	590.34
2012-2013	13,485	11,672	603.84	574.77
2013-2014	13,485	8,521	604.20	449.17
2014-2015	13,485	9,377	931.00	774.92
2015-2016	13,485		931.00	

3.3 CRECHES FOR CHILDREN OF WORKING AND AILING MOTHERS.

- 1 Year of Commencement : 1993 -1994
- 2 Objective of the scheme : To ensure that children go to school without having to work at a young age and share family responsibilities.
- 3 Eligibility of the Scheme : 1. Children of working and ailing mothers.
2. In the age group of 0-5 years.
4. Nature of Assistance : Grant of ₹25,410 for each crèche.

Year	Physical		Financial	
	Target	Achievement	Target	Achievement
			(₹ in lakh)	
2011-2012	500	425	4.06	3.80
2012-2013	375	300	5.00	2.50
2013-2014	375	250	3.82	2.27
2014-2015	375	250	3.82	2.54
2015-2016	250		3.83	

3.4 CHIEF MINISTER'S GIRL CHILD PROTECTION SCHEME

- 1 Year of Commencement : 2001- 2002
- 2 Objective of the Scheme : To promote education of girl children, to eradicate female infanticide, to discourage the preference

for male child and to promote the small family norm.

- 3 Eligibility of the Scheme :
1. The parent should have one or two girl children and no male child.
 2. Either of the parent should have undergone sterilization within the age of 35
 3. Annual income of the parent should not exceed ₹72,000.
 4. The age of the child should be less than 3 years at the time of enrollment, in respect of scheme-I and the age of second child should be less than 3 years in respect of scheme –II.
 5. The parents/ grand parents should be a domicile of Tamil Nadu for a period of 10 years at the time of submitting the application.

- 4 Quantum of Assistance : **Scheme-I:-**

An amount of ₹50,000 is deposited for 18 years in the name of the girl child born on or after 01.08.2011, in the form of fixed deposit with the Tamil Nadu Power Finance and Infrastructure Development Corporation Limited, for a family with one girl child only. The copy of the fixed deposit receipt is given to the family of the girl child.

Scheme-II:-

An amount of ₹25,000 is deposited for 18 years in the name of the girl child born on or after 01.08.2011 in the form of fixed deposit with Tamil Nadu Power Finance and Infrastructure Development Corporation Limited, for a family with two girl children only. The copy of the fixed deposit receipt is given to the family of the girl children.

Year	Physical		Financial	
	Target	Achievement	Target	Achievement
	(₹ in crore)			
2011-2012	69,000	68,859	105.00	104.98
2012-2013	69,000	59,229	105.25	104.99
2013-2014	69,000	47,226	105.01	104.98
2014-2015	69,000	58,865	127.04	127.04
2015-2016	69,000		140.13	

3.5 CRADLE BABY SCHEME

- 1 Year of Commencement : Started in 1992 at Salem District.
In the year 2001, scheme was extended to Madurai, Theni, Dindigul & Dharmapuri District.
In the year 2011, this scheme was further extended to five more districts of Cuddalore, Ariyalur,

- 2 Objective of the Scheme : Perambalur, Villupuram and Thiruvannamalai.
To eradicate female infanticide in certain vulnerable parts of Tamil Nadu and to promote adoption.
- 3 Eligibility of the Scheme : Only those children deserted / abandoned / surrendered by their parents are eligible.
- 4 Nature of Assistance : The children received through cradles are sent to the Licensed Adoption Centres for their rehabilitation.

Year	Physical		Financial	
	Target	Achievement	Target	Achievement
			(₹ in lakh)	
2011-2012	10	10	46.75	14.92
2012-2013	10	10	50.63	9.84
2013-2014	10	10	38.20	10.67
2014-2015	10	10	38.07	9.43
2015-2016	10		37.31	

3.6 SUPPLY OF TEXT BOOKS AND NOTE BOOKS TO THE CHILDREN OF POOR WIDOWS

1. Year of Commencement : 1978 - 1979
2. Objective of the Scheme : Free supply of text books and note books to widows' children studying up to Higher Secondary Course
3. Eligibility for Assistance : Family income of the widow should not exceed ₹24,000 per annum

4. Quantum of Assistance :

I Std to II Std	₹ 50 p.a. per child
III Std. to V Std	₹125 p.a. per child.
VI Std to VIII Std	₹175 p.a. per child.
IX Std. and X Std	₹300 p.a. per child
Plus 1 and Plus 2 Classes	₹600 p.a. per child

Year	Physical		Financial	
	Target	Achievement	Target	Achievement
			(₹ in lakh)	
2011-2012	10,000	10,000	12.45	12.45
2012-2013	10,000	10,000	12.45	10.45
2013-2014	10,000	10,000	12.45	8.50
2014-2015	10,000	10,000	12.45	8.14
2015-2016	10,000		12.45	

CHAPTER – 4

4.1 PURATCHI THALAIVAR M.G.R NUTRITIOUS MEAL PROGRAMME

1. Date of commencement
- 01.07.1982 PTMGR Nutritious Meal Programme was launched in Rural Areas for Pre-School Children of 2-5 years and 5-9 years Children in Primary schools.
- 15.09.1982 Further extended to Urban Areas.
- 15.09.1984 Extended to benefit the children in the age group of 10-15 years.
- 3.06.1989 Introduction of One egg once in a fortnight to all School children
- 12.09.2001 Introduction of Pulses-Bengal Gram/ Green Gram and Boiled Potatoes.
- 20.03.2013 Implementation of variety meal scheme in one pilot block of each District.
- 15.08.2014 Variety Meal Programme was extended to all Blocks throughout the State.
2. Objective
- To prevent class room hunger and facilitate healthy growth of the children
 - To motivate children from economically backward families to pursue education.
 - To improve the nutritional and health status of children
 - To reduce incidence of mortality, morbidity and malnutrition.
 - To promote school participation and reduce school dropouts.
3. Nature of Assistance
- i. Primary School children in the age group of 5-9 years and Upper Primary School Children in the age group of 10-15 years are provided with hot cooked nutritious variety meals on all school days inside the school campus itself.
 - ii. The children enrolled under National Child Labour Project Special Schools in 16 Districts viz., Kancheepuram, Vellore, Tiruvannamalai, Namakkal, Dharmapuri, Krishnagiri, Salem, Coimbatore, Erode, Tiruppur, Thiruchirappalli, Dindigul, Virudhunagar,

Tirunelveli, Thoothukudi and Chennai are also provided with hot cooked nutritious variety meals for 312 days in a year.

- iii. Children upto 5th standard are provided with 100 gm of rice while children upto Tenth standard are provided with 150 gm of rice each day.
- iv. Along with hot cooked nutritious variety meals, all enrolled children are provided with an egg with minimum weight of 46 gms on all school working days. The cost of egg is fully met out by the State Government.
- v. Banana weighing 100 gm is provided as an alternate to children who are not accustomed to eating egg.
- vi. During first and third week of a month, on Tuesday, 20 gms of 'Black Bengal gram' is provided to each child in the form of 'Pulav' '(கொண்டைக்கடலை புலவு)' which provides 66.8 kcal of energy and 4.80 gms of protein.
- vii. During second and fourth week of a month on Thursday, 20 gm of Green gram is provided to each child in the form of 'Sundal', which provides 72.0 kcal of energy and 3.42 gm of protein.
- viii. On all Fridays to increase the carbohydrate content, children are provided with 20 gm of chilly fried potato, which has 19.04 kcal of energy and 0.32 gm of protein. The amount for the procurement of 20 gm of Potato has been enhanced from 16 paise to 40 paise.
- ix. In order to address iodine and iron deficiency among children and as a part of health intervention programme, Double Fortified Salt is used for cooking which prevents iodine deficiency in children thereby preventing goitre.
- x. During important occasions, Sweet Pongal is served to children by using Jaggery and ghee.
- xi. As a special initiative, millet based additional nutritional supplementary food in the form of cookies / chikkies and ladoos was provided to the malnourished children in the Districts of Ariyalur and Perambalur enrolled under Nutritious Meal Programme at a total cost of ₹5.00 crore, on a pilot basis.

Year	Physical Achievement		Financial (₹in crore)	
	No. of Noon Meal Centres	No. of Beneficiaries	Target	Achievement
2012-13	43,787	50,14,245	1,520.89	1,229.55
2013-14	42,490	53,52,111	1,588.65	1,473.54
2014-15	42,619	54,62,978	1,622.48	1,522.34
2015-16	42,970	55,15,613	1,470.53	

4.2. Nutritious Meal Programme in Anganwadis

1.	Date of commencement	:	In rural areas 01-07-1982 In urban areas 15-09-1982
2.	Objective of Scheme	:	To improve the nutrition status of children and also to the children in the 54439 AWC's in the age group of 2+ to 5+.

Year	PHYSICAL TARGET *	ACHIEVEMENT (Noon Meal)	FINANCIAL (₹ in Lakhs)	
	Unit	Strength	Target	Achievement
2011-12	54,439 AWC	11,30,238	7,865.15	7,865.06
2012-13	54,439 AWC	11,56,017	8,014.20	7,986.50
2013-14	54,439 AWC	11,04,148	8,196.15	6,210.23
2014-15	54,439 AWC	11,04,148	8,061.13	6,690.74
2015-16	54,439 AWC	11,07,738	8,060.40	--

* 11.04 Lakh beneficiaries are availing noon meal directly and 42 Lakh beneficiaries are availing health services, weight monitoring, counselling etc indirectly.

CHAPTER- 5

INTEGRATED CHILD DEVELOPMENT SERVICES SCHEME

5.1 SUPPLEMENTARY NUTRITION PROGRAMME

1. Year of Commencement : 1975 - 1976
2. Objective of Scheme : To improve nutrition and health status of children under 6 Years, pregnant and lactating mothers and adolescent girls. To achieve the status of Malnutrition Free State and Universalisation of Integrated Child Development Services in the State in the 'Mission Mode'.
3. Number of Units : At the rate of 100 Centres per project covering population of one lakh
4. Norms for Opening of Anganwadi Centres :

Population	Centre
400-800 Population	1 Anganwadi Centre
Multiples of 800 Population	1 Anganwadi Centre
150-400 Population	1 Mini Anganwadi Centre
Hilly/Tribal/Desert Areas Population for 300-800	1 Anganwadi Centre
Hilly/Tribal/Desert Areas Population for 150-300	1 Mini Anganwadi Centre

S. No	Year	Target		Physical Achievement			
		No. of Projects	No. of Centres	No. of Projects	No. of Centres	No. of Supplementary Nutrition Beneficiaries	
1	2011-2012	434	54,439	434	54,439	6 to 12 months children* 13 to 24 months children* 25 to 36 months children* 37 to 60 months children* Antenatal / Postnatal mothers Senior Citizen (Pensioners)	3,46,784 6,12,332 6,19,114 5,11,138 6,19,845 18,414 ----- Total 27,27,627 =====
2	2012-2013	434	54,439	434	54,439	6 to 12 months children* 13 to 24 months children* 25 to 36 months children* 37 to 60 months children* Antenatal / Postnatal mothers Senior Citizen (Pensioners)	3,64,067 6,68,030 6,56,870 7,51,863 6,70,266 5,915 ----- Total 31,17,011 =====
3	2013-2014	434	54,439	434	54,439	6 to 12 months children* 13 to 24 months children* 25 to 36 months children* 37 to 60 months children* Antenatal / Postnatal mothers Senior Citizen (OAPs) (Pensioners) Adolescent Girls	3,58,460 6,94,208 6,89,059 6,99,610 6,88,683 2,307 4,04,378 ----- Total 35,36,705 =====
4	2014-2015	434	54,439	434	54,439	6 to 12 months children* 13 to 24 months children* 25 to 36 months children* 37 to 60 months children* Antenatal / Postnatal mothers Senior Citizen (OAPs) (Pensioners) Adolescent Girls	3,59,266 7,03,762 6,87,823 6,97,920 6,70,337 638 4,01,941 ----- Total 35,21,687 =====

*The direct beneficiaries and 42 lakh children are indirect beneficiaries

availing services of health, immunization, weight monitoring, counseling etc.,

5.2 PRE SCHOOL EDUCATION TO CHILDREN

1. Aim of the Scheme : To provide Early Childhood Care Education and Development (ECCED) to children in the age group of 2 to 5+ years and thereby reduce the incidence of school drop outs.
2. Year of commencement : 1975 - 1976
3. No. of Projects : 434 Projects
4. No. of Centres : 54,439 (49,499 Main Anganwadi Centres + 4,940 Mini Anganwadi Centres)

No. of children in the age group of 25-60 months who received Nutritious Meal and Preschool Education	Physical (in Nos.) Achievement			
	2011-2012	2012-2013	2013-2014	2014-2015
	11,30,252	14,08,733	13,88,669	13,85,743

5.3 RAJIV GANDHI SCHEME FOR EMPOWERMENT OF ADOLESCENT GIRLS (SABLA) AND KISHORI SHAKTHI YOJANA (KSY)

1. Aim of the Scheme : To improve the Health and Nutrition status of Adolescent girls in the age group of 11- 18 years
Provision of Vocational Training to enable the self development and empowerment of Adolescent girls in the age group of 11- 18 years
2. Year of commencement : 2011-2012
3. No. of Projects : SABLA - 139 Projects in 9 Districts
KSY - 295 Projects in 23 Districts
4. No. of Centres : SABLA -16,569 Anganwadi Centers
KSY - 37,870 Anganwadi Centers

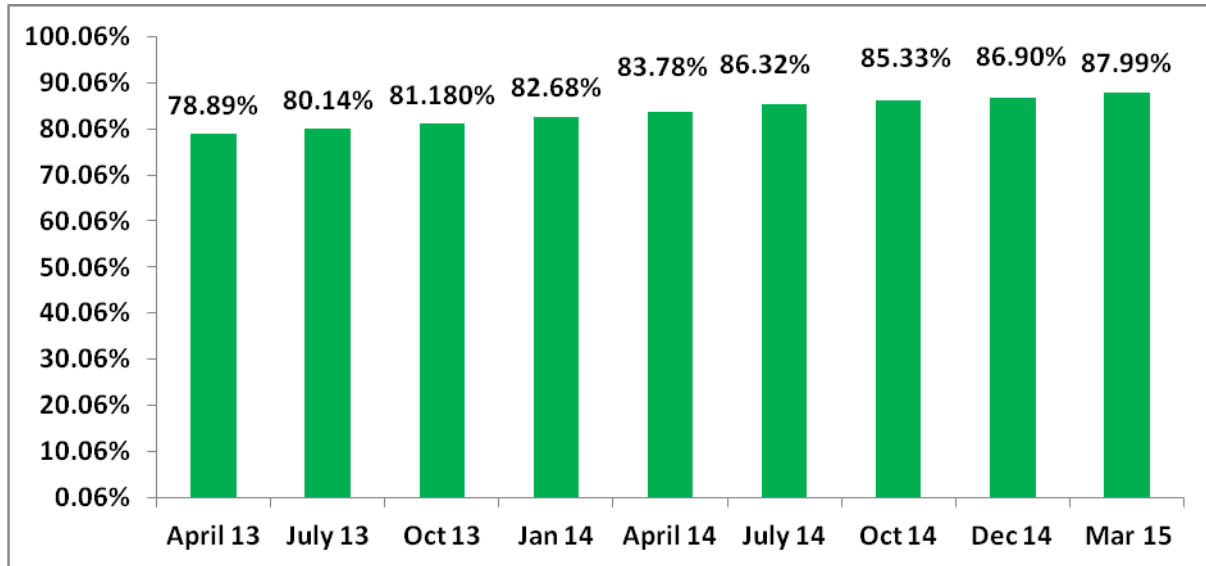
S.No.	Particulars	Physical (in Nos.) Achievement		
		2012-2013	2013-2014	2014-2015
1.	No. of Adolescent Girls beneficiaries under SABLA Scheme Nutrition Component	3,83,777	4,04,378	4,01,941
2.	No. of Adolescent Girls beneficiaries under SABLA Scheme Non Nutrition Component	4,54,227	4,40,599	4,01,941
3.	Vocational training given to Adolescent Girls under SABLA and KSY	4,170 (SABLA) 8,850 (KSY)	4,170 (SABLA) 8,850 (KSY)	4,170 (SABLA) 4,590 (KSY)

5.4. NUTRITION STATUS OF ANGANWADI CHILDREN AS PER WHO GROWTH STANDARDS

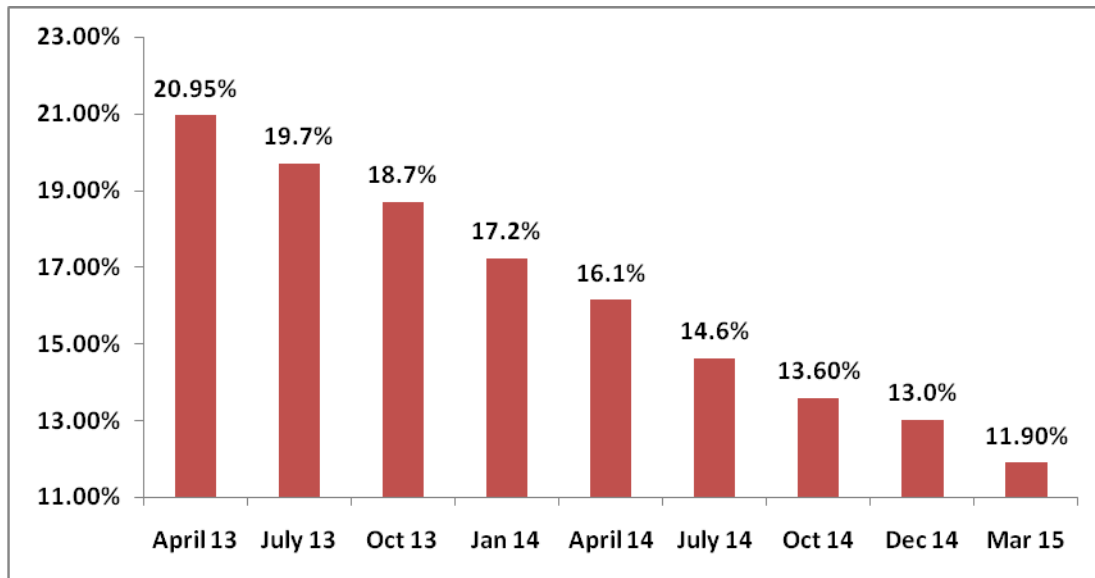
1. Aim of the Scheme : To reduce the incidence of Malnutrition among children in the age group of 0 to 60 months thereby reducing the incidence of mortality and morbidity among below 5 years children
2. Year of commencement : 2011- 2012 (WHO Growth Standards followed since March 2011, Previously – Indian Academy of Pediatrics classification followed from 2001 to 2010)
3. No. of Projects : 434 Projects
4. No. of Centres : 54,439 Anganwadi Centres

Sl. No.	Particulars	Physical (in Nos.) Achievement					
		2012-2013 March 2013		2013-2014 March 2014		2014-2015 March 2015	
		Number	%	Number	%	Number	%
1	Total Number of Children in the age group of 0 to 60 months Weighed	39,66,271	100	39,52,029	100	40,42,498	100
2	Total Number of Children in the age group of 0 to 60 months found Normal	31,00,878	78.18	32,99,236	83.48	35,56,980	87.99
3	Total Number of Children in the age group of 0 to 60 months with Moderately underweight (MUW)	8,58,313	21.64	6,49,378	16.43	4,82,729	11.94
4	Total Number of Children in the age group of 0 to 60 months with Severely underweight (SUW)	7,080	0.18	3,415	0.09	2,789	0.07

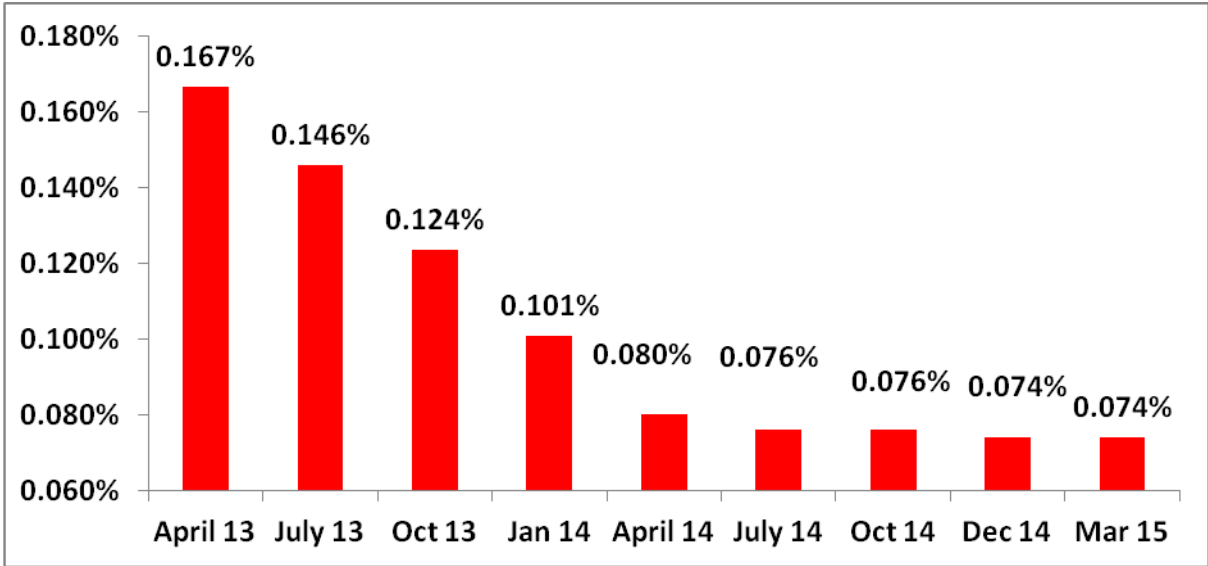
Nutrition Status of Normal Children



Percentage of Moderately Under Weight Children



Percentage of Severely Under Weight Children



5.5 SCHEME TARGET AND ACHIEVEMENT

Particulars	Financial (₹ in lakh)					
	Scheme 2012-2013		Scheme 2013-2014		Scheme 2014-2015	
	Target	Achieve - ment	Target	Achieve - ment	Target	Achieve - ment
Expenditure on feeding charges to the children in the age group of 6-36 months						
Expenditure on feeding charges to Antenatal / Nursing Mothers						
Expenditure on Nutritious meal in the age group of 25-60 months children	1,13,597.70	1,18,619.94	1,48,306.61	1,40,520.02	1,41,051.68	1,71,822.62
Expenditure on Nutritious meal to the Old Age Pensioners						
Other beneficiaries like Sabla SNP, Sabla Non SNP, KSY etc.						

CHAPTER – 6 SOCIAL DEFENCE

6.1 On the basis of the fundamental principles of the Juvenile Justice (Care and Protection Act), 2000, Department of Social Defence cater to the different needs of the Children and Women who are found without any home or settled place or abode and without any ostensible means of subsistence, does not have a parent /parents and no one is willing to take care of him /her, in terms of providing basic amenities, education, protection of child rights, health and hygiene.

BUDGET OF THE DEPARTMENT

(₹ in lakh)

	Budget	2012-2013	2013-2014	2014-2015	2015-2016
1	Non Plan	2,271.95	2,367.52	2,203.00	2,292.15
2	State Plan	15.37	51.20	266.62	44.60
3	Centrally sponsored	57.56	203.38	200.03	300.00
4	Shared schemes	1,639.81	2,182.86	2,182.86	3,838.17
	Total	3,984.69	4,804.96	4,852.51	6,474.92

6.2 STRENGTH OF CHILDREN IN THE OBSERVATION HOMES

Children who are below eighteen years of age and likely to be the children in conflict with law and whose enquiry is pending before the Juvenile Justice Boards are kept in Observation Homes.

Sl. No	Name of the Institution	Sanctioned Strength	No. of Children (Boys & Girls)			
			2011-2012	2012-2013	2013-2014	2014-2015
1	Govt.Observation Home,Chennai	100	45	52	58	52
2	Govt.Observation Home, Cuddalore	50	7	18	15	16
3	Govt. Observation Home, Thanjavur.	50	7	12	5	6
4	Govt. Observation Home, Salem	50	28	45	9	23
5	Govt. Observation Home, Tiruchirapalli	50	7	16	14	20
6	Govt. Observation Home, Tirunelveli	50	22	25	26	22

Financial performance (₹ in lakh)		
YEAR	TARGET	ACHIEVEMENT
2011 - 2012	253.94	221.35
2012 - 2013	261.18	211.20
2013 - 2014	261.53	215.47
2014 - 2015	261.53	246.82
2015 - 2016	235.88	--

PRIVATE OBSERVATION HOME

Sl. No	Name of the Institution	Sanctioned Strength	Strength in (Boys & Girls)			
			2011-2012	2012-2013	2013-2014	2014-2015
1	Observation Home under Children Aid Society, Madurai	50	23	18	33	36
2	Observation Home under Discharged Prisoner Aid Society, Coimbatore	50	12	15	12	14

Financial performance (₹ in lakh)		
YEAR	TARGET	ACHIEVEMENT
2011 - 2012	19.00	29.69
2012 - 2013	15.20	12.62
2013 -2014	16.00	13.02
2014 - 2015	39.12	39.12
2015 - 2016	25.00	

6.3 STRENGTH OF CHILDREN IN SPECIAL HOMES FOR BOYS & GIRLS

Children who are alleged to have committed an offence and has not completed eighteenth year of age as on the date of commission of such offence are admitted in the Special Homes after the orders issued by the Juvenile Justice Boards.

Sl. No	Name of the Institution	Sanctioned Strength	Strength in (Boys and Girls)			
			2011-2012	2012-2013	2013-2014	2014-2015
1	Govt. Special Home, Chennai (Girls)	100	1	2	2	2
2	Govt. Special Home, Chengalpattu (Boys)	100	40	20	25	31

Financial performance (₹ in lakh)		
YEAR	TARGET	ACHIEVEMENT
2011 - 2012	153.60	147.39
2012 - 2013	155.22	125.03
2013 - 2014	155.22	134.54
2014 - 2015	155.22	192.82
2015 - 2016	168.89	

6.4 STRENGTH OF CHILDREN IN GOVERNMENT CHILDREN HOMES

Children who are in need of care and protection are admitted into Children Homes by the order of the Child Welfare Committees and provided with basic amenities, education ,vocational training etc.,

Sl. No	Name of the Institution	Sanctioned Strength	Strength in (Boys & Girls)			
			2011-2012	2012-2013	2013-2014	2014-2015
1	Govt. Children Home, Erode	100	19	13	27	25
2	Govt. Children Home, Chennai	300	224	173	245	225
3	Govt. Children Home, Villupuram	200	31	27	40	40
4	Govt. Children Home, Thanjavur	300	82	50	76	57
5	Govt. Children Home, Ranipet	300	158	107	142	135
6	Govt. Children Home, Panjapalli	200	66	47	58	62
7	Govt. Children Home, Mallipudur	300	32	27	30	27
8	Govt. Children Home, Tattaparai	200	82	56	70	57
9	Govt. Children Home, Chennai-13.	300	160	131	156	77
10	Govt. Children Home, Karaikudi	100	31	19	20	29

Financial performance (₹ in lakh)		
YEAR	TARGET	ACHIEVEMENT
2011 - 2012	948.40	904.31
2012 -2013	1,634.33	1,509.10
2013 - 2014	1,731.95	1,505.41
2014 - 2015	1,361.36	1,396.05
2015 - 2016	1,662.51	

CHILDREN HOMES RUN BY NGO (BOYS & GIRLS)

Sl. No.	Name of the Institution	Sanctioned Strength	Number of Children (Boys and Girls)			
			2011-2012	2012-2013	2013-2014	2014-2015
1	Children Home under Seva Samajam Childrens Home, Pallipattu, Chennai	100	27	48	41	25
2	Children Home under Seva Samajam for Girls, Egmore, Chennai.	100	10	19	30	28
3	Children Home under Bala Mandir for Boys and Girls, Chennai-17.	450	122	135	132	129
4	Children Home under Balavihar for Boys, Chennai-10.	100	51	66	57	42
5	Children Home under Balavihar for Girls, Chennai-10.	60	36	43	28	35
6	Children Home under Don-Bosco Beautitudes Vyasarpadi, Chennai	300	142	142	88	133
7	Children Home under Vallalar Illam, Dharmapuri,	100	105	135	133	208
8	Children Home under Gandhigram, Dindugul	100	84	92	104	137
9	Children Home under Seva Nilayam for Girls, Coimbatore.	100	4	10	14	8
10	Children Home under Idyalaya, Salem	100	67	90	108	130
11	Children's Home for Boys and Girls under IRCDS, Thiruvallur	30	30	42	33	36
12	Children's Home for Girls under Tere-Des-Home Trust, Tiruvannamalai.	100	100	139	188	175
13	Children's Home for Boys under Madurai Multipurpose Social Service Society, Virudhunagar.	30	9	13	4	15
14	Children's Home under Arivagam for Mentally Retarded and Differently Abled, Mayiladuthurai.	100	158	150	171	217

15	Children's Home for Boys and Girls under Puduyugam, Dindugul.	100	76	84	80	38
16	Children's Home under Muthukkuvial, Thoothukudi	100	18	23	19	20
17	Mariyalaya, Chennai	30	39	38	41	57

Financial performance (₹ in lakh)		
YEAR	TARGET	ACHIEVEMENT
2011 - 2012	82.72	67.24
2012 - 2013	605.92	553.80
2013 - 2014	543.67	515.63
2014 - 2015	522.18	844.37
2015 - 2016	1,673.94	

6.5 STRENGTH IN AFTER CARE HOMES

After Care homes were established for the purpose of taking care of Children after they leave from Special Homes, Children Homes and train them in income generative trades and enable them to pursue their higher studies and then enable them to lead an honest, industrious and useful life before and after their reintegration with their family / society.

Sl. No.	Name of the Institution	Sanctioned Strength	Number of Children			
			2011 - 2012	2012- 2013	2013 - 2014	2014- 2015
1	Govt. After Care Home for Boys, Athur.	50	31	31	36	29
2	Govt. After Care Home for Boys, Madurai.	50	10	11	10	4
3	Govt. After Care Home for Women, Vellore.	50	15	16	11	26

Financial performance (₹ in lakh)		
YEAR	TARGET	ACHIEVEMENT
2011 - 2012	91.50	69.78
2012 - 2013	83.47	78.28
2013 - 2014	115.34	129.34
2014 - 2015	103.37	111.27
2015 - 2016	109.04	

6.6 STRENGTH IN GOVERNMENT VIGILANCE / PROTECTIVE HOMES

Vigilance /Protective Homes were established under the provisions of Immoral Traffic (Prevention) Act, 1956 to provide care, treatment, training and rehabilitation to the women victims of trafficking, abused and Commercial Sex Workers and to provide protection to girls who face threat of sexual exploitation and are in moral danger.

Sl. No.	Name of the Institution	Sanctioned Strength	Number of Women			
			2011-2012	2012-2013	2013-2014	2014-2015
1	Govt. Vigilance Home, Chennai,	150	52	52	57	38
2	Govt. Protective Home, Tiruchirappalli.	100	7	9	8	8
3	Govt. Protective Home, Salem.	25	4	4	3	1
4	Govt. Vigilance Home, Madurai.	100	10	10	8	10
5	Govt. Protective Home, Coimbatore,	25	27	25	12	10

Financial performance (₹ in lakh)		
YEAR	TARGET	ACHIEVEMENT
2011-2012	190.95	198.62
2012-2013	188.01	173.25
2013 -2014	247.98	255.16
2014 - 2015	228.77	370.98
2015 - 2016	246.54	

Unmarried Mothers Home run by NGO

Sl. No	Name of the Institution	Sanctioned Strength	Number of Unmarried Mothers			
			2011 -2012	2012-2013	2013-2014	2014-2015
1	St. Francis Xavier Rescue Home, Adaikalapuram, Thoothukudi District	30	5	5	5	3
2	Abaya Nilayam, Rosary Church Road, Mylapore, Chennai – 600 004	30	0	0	0	0

Financial performance (₹ in lakh)		
YEAR	TARGET	ACHIEVEMENT
2011 - 2012	0.29	0.27
2012 - 2013	0.29	0.27
2013 - 2014	0.29	0.27
2014 - 2015	0.29	0.27
2015 - 2016	0.29	

6.7 EDUCATION

(a) ACADEMIC PERFORMANCE

Sl. No.	Class	2011 - 2012	2012-2013	2013-2014	2014-2015
1	9 th Standard	50	112	108	108
2	10 th Standard	119	81	94	91
3	Higher Secondary	11	55	40	42
4	I.T.I. Certificate Course Technical Course (VRC)	30	30	30	28
	Total	210	278	272	289

(b) DETAILS OF CHILDREN PASSED IN 10TH STD EXAMINATIONS

Sl. No	Year	Appeared for Exam		No. of Students Passed		Total Pass	Percentage
		Girls	Boys	Girls	Boys		
1	2011 - 2012	20	75	18	59	77	81%
2	2012 - 2013	14	69	14	38	52	62%
3	2013 - 2014	18	98	18	72	90	78%
4	2014 - 2015	22	48	20	34	54	77%

6.8 MODERNISED VOCATIONAL TRAINING

The children /women who are discharged from the Homes under the Department will be provided with modernized vocational training in income generating activities such as Computer training, Fast food preparation etc., in order to improve the standard of living and making them self reliant in the society.

6.9 NUMBER OF CHILDREN IN VOCATIONAL TRAINING SECTIONS

Sl. No.	Vocational Trade	2012-2013	2013-2014	2014-2015
1	Tailoring / Embroidery	75	80	70
2	Plumbing / Electrical	97	90	60
3	Videography	8	10	10
4	Artificial flower / Toys Making	10	40	30
5	Beautician	42	20	20
6	Fabric / Oil painting	24	10	10
7	Artificial jewel Making	20	20	20
8	Paper bag Making	20	20	20
9	Book Binding	20	20	50
10	Computer Course	11	20	50
	Total	327	330	340

6.10 TAMIL NADU SOCIAL DEFENCE WELFARE FUND FOR WOMEN & CHILDREN

- 1 Aim of the Scheme **To provide assistance for self employment to the Girls and Women discharged from the Children / Special Homes and Vigilance / Protective Homes.**
- 2 Eligibility Girls and women committed under the provision of Immoral Traffic (Prevention) Act, 1956 and Juvenile Justice (Care & Protection of Children) Act, 2000 and admitted into Vigilance/Protective Homes and Special/Children Homes.
- 3 Quantum of Assistance Tamil Nadu Social Defence Welfare Fund for Women & Children was created in the year 2002, to provide infrastructural facilities to the institutions, education assistance to orphan/destitute children and to provide financial assistance not exceeding ₹5,000 (or) material assistance not exceeding ₹10,000 to the discharged Children under Juvenile Justice (Care & Protection of children) Act, 2000 & provisions under Immoral Traffic (Prevention) Act, 1956 and petty repairs and construction works in the existing buildings not exceeding ₹20,000 per annum in an institution, providing sports and recreational materials to the institutions, and other expenses in the best interest of the children. The fund is administered by the Governing Board, consisting of the Secretary to Government, Social Welfare & Nutritious Meal Programme Department as Chairperson, the Director of Social Defence as Member Secretary and the Deputy Secretary to Government, Finance Department as Member.
- 4 Beneficiaries So far 153 girls and women have benefited under the scheme.

6.11 FAMILY ASSISTANCE SCHEME

1	Aim of the Scheme	Encouraging the children to continue their studies in their home itself - non institutional										
2	Eligibility	Pursuing Education under the custody of parents										
3	Quantum of Assistance	@ ₹200 per child per month till discontinuing studies										
4	Beneficiaries	<table border="1"> <thead> <tr> <th>Year</th> <th>Beneficiaries</th> </tr> </thead> <tbody> <tr> <td>2011-2012</td> <td>- 30</td> </tr> <tr> <td>2012-2013</td> <td>- 8</td> </tr> <tr> <td>2013-2014</td> <td>- 0</td> </tr> <tr> <td>2014-2015</td> <td>- 0</td> </tr> </tbody> </table>	Year	Beneficiaries	2011-2012	- 30	2012-2013	- 8	2013-2014	- 0	2014-2015	- 0
Year	Beneficiaries											
2011-2012	- 30											
2012-2013	- 8											
2013-2014	- 0											
2014-2015	- 0											

Financial performance (₹ in lakh)		
YEAR	TARGET	ACHIEVEMENT
2011 - 2012	1.50	0.42
2012 - 2013	1.50	0.19
2013 - 2014	1.50	0.00
2014 - 2015	1.50	0.00
2015 - 2016	1.50	

6.12.Integrated Child Protection Scheme (ICPS).

The Ministry of Women and Child Development, Government of India has introduced in 2009, a Centrally sponsored scheme, with focus on children in need of care and protection and children in conflict with law - the Integrated Child Protection Scheme (ICPS).

The Government have issued orders to form the following agencies:-

- i) State Child Protection Society (SCPS)
- ii) District Child Protection Societies (DCPS)

Financial performance (₹ in lakh)		
YEAR	TARGET	ACHIEVEMENT
2011-2012	1,686.86	711.59
2012-2013	5,991.35	2,274.33
2013-2014	2,725.58	2,112.56
2014-2015	1,300.68	585.01
2015-2016	1,426.54	

6.13 State Commission for Protection of Child Rights

As per the section 17 (1) of Commission for Protection of Child Rights Act, 2005, the Tamil Nadu Commission for Protection of Child Rights has been constituted in the State for monitoring the provisions of child rights related acts and the Commission is function with a Chairperson and six members with effect from 18.01.2013.

For the past one year 566 cases under the following child rights related Acts have been dealt by this commission :-

i) The Juvenile justice (Care and Protection of Children) Act, 2000	302
ii) The Prohibition of Child Marriage Act, 2006	30
iii) The Right of Children to free and Compulsory Education Act, 2009	67
iv) The Protection of Children from Sexual Offences Act, 2012	161
v) The Child Labour(Prohibition and Regulation) Act, 1986	06
Total	566

Financial performance (₹ in lakh)		
YEAR	TARGET	ACHIEVEMENT
2013-2014	37.33	17.69
2014-2015	37.38	31.00
2015-2016	44.60	

CHAPTER – 7

WELFARE OF THE AGED AND SENIOR CITIZENS

7.1 OLD AGE HOMES RUN BY NON-GOVERNMENTAL ORGANISATIONS WITH STATE GRANT

1. Year of Commencement : 1991- 1992
2. Objective of the scheme : The aim of the scheme is to provide food, shelter, care and protection to the elders below the poverty line and destitute older persons.
3. Eligibility for the scheme : The Non Governmental Organisations registered under the Societies Act / Trust Act / Company Act and running homes for destitute Senior citizens.

The Non Governmental Organisations running the old age homes must have registered the homes under Tamil Nadu Maintenance and Welfare of Parents and Senior Citizens Rules, 2009.

4. Quantum of Assistance : The State Government is providing grant in aid of ₹2.00 lakh per year per home with the strength of 40 inmates.

₹40,000 has to be met by the institutions as it's share.

5. Total Number of Units : 26 Homes

Year	Physical		Financial	
	Target	Achievement	Target	Achievement
			(₹in lakh)	
2011-2012	1,120	1,004	67.00	58.49
2012-2013	1,120	922	64.00	48.22
2013-2014	1,120	611	64.00	31.91
2014-2015	1,120	665	64.00	34.93
2015-2016	1,120		64.00	

7.2 INTEGRATED COMPLEX OF SPECIAL HOMES FOR SENIOR CITIZENS AND DESTITUTE CHILDREN

1. Year of Commencement : 2011-2012
2. Objective of the scheme : The aim of the scheme is to ensure that the elders and destitute children are provided with better quality care and protection in order to reduce their vulnerabilities thereby creating an opportunity to live in a safe environment.
3. Eligibility for the scheme : The Non Governmental Organisations registered under Societies Act / Trust Act / Company Act and running Integrated Complex of Special Homes for Senior Citizens and Destitute Children.

The Non Governmental Organisations must have registered the childrens home under Juvenile Justice Act, 2000 and Amended Act, 2006.

The Non Governmental Organisations must have registered the elders home under Tamil Nadu Maintenance and Welfare of Parents and Senior Citizens Rules, 2009.
4. Quantum of Assistance :
 - ₹2.75 lakh per unit is provided towards initial non-recurring expenditure by the Government as grants.
 - ₹18.40 lakh per annum per unit is provided as recurring grant in the sharing ratio of 75:25 between the Government and the NGOs.
5. Total Number of Units : 55 Integrated Complex of Special Homes.

Year	Physical				Financial (₹ in lakh)	
	Target		Achievement		Target	Achievement
	Beneficiaries	Units	Beneficiaries	Units		
2012-2013	3,200	64	3,200	64	841.61	415.23
2013-2014	3,200	64	1,821	59	944.00	499.30
2014-2015	3,200	64	2,336	50	782.30	762.37
2015-2016	3,200	64			782.30	

CHAPTER 8
SOCIAL SECURITY SCHEMES

8.1 Social Security Pension Schemes

1.	Aim of the Schemes	<p>The aim of the schemes is to give social security to</p> <ol style="list-style-type: none"> 1. Old Aged Persons 2. Destitute Differently Abled Persons, 3. Destitute Widows, 4. Chief Minister Uzhavar Pattukappu Thittam. 5. Destitute / Deserted Wives and 6. Unmarried, poor, incapacitated Women of age 50 years and above. 7. Old Age Pension to Srilankan Tamils. 												
2.	Categories of the Pension Schemes and date of implementation	<table border="1" style="width: 100%; border-collapse: collapse;"> <tr> <td style="width: 5%; text-align: center;">1.</td> <td>Old Age Pension Scheme since 01.04.1962 (G.O. Ms. 73, Finance (Pension) Department, Dated 22.01.1962) Renamed as Indira Gandhi National Old Age Pension Scheme since 19.11.2007 (G.O. Ms. 217, Social Welfare and Nutritious Meal Programme Department, Dated.16.11.2007.)</td> </tr> <tr> <td style="text-align: center;">2.</td> <td>Indira Gandhi National Disability Pension Scheme. since 01.04.2010 (G.O. Ms.87, Social Welfare and Nutritious Meal Programme Department, Dated. 31.3.2010.)</td> </tr> <tr> <td style="text-align: center;">3.</td> <td>Indira Gandhi National Widow Pension Scheme since 01.04.2010 (G.O. Ms. 87, Social Welfare and Nutritious Meal Programme Department, Dated. 31.3.2010.)</td> </tr> <tr> <td style="text-align: center;">4.</td> <td>Destitute Differently Abled Pension Scheme. since 01.11.1974 (G.O Ms. No. 1402, Finance Department, dated 06.11.1974)</td> </tr> <tr> <td style="text-align: center;">5.</td> <td>Destitute Widows Pension Scheme. since 01.06.1975 (G.O. Ms. No. 507, Finance Department, dated 27.05.1975)</td> </tr> <tr> <td style="text-align: center;">6.</td> <td>Destitute Agricultural Labourers Pension Scheme since 15.03.1981 (G.O. Ms. No. 164 Social Welfare Department dated 12.03.1981) (now implemented under Chief Minister's Uzhavar Padhukappu Thittam)</td> </tr> </table>	1.	Old Age Pension Scheme since 01.04.1962 (G.O. Ms. 73, Finance (Pension) Department, Dated 22.01.1962) Renamed as Indira Gandhi National Old Age Pension Scheme since 19.11.2007 (G.O. Ms. 217, Social Welfare and Nutritious Meal Programme Department, Dated.16.11.2007.)	2.	Indira Gandhi National Disability Pension Scheme. since 01.04.2010 (G.O. Ms.87, Social Welfare and Nutritious Meal Programme Department, Dated. 31.3.2010.)	3.	Indira Gandhi National Widow Pension Scheme since 01.04.2010 (G.O. Ms. 87, Social Welfare and Nutritious Meal Programme Department, Dated. 31.3.2010.)	4.	Destitute Differently Abled Pension Scheme. since 01.11.1974 (G.O Ms. No. 1402, Finance Department, dated 06.11.1974)	5.	Destitute Widows Pension Scheme. since 01.06.1975 (G.O. Ms. No. 507, Finance Department, dated 27.05.1975)	6.	Destitute Agricultural Labourers Pension Scheme since 15.03.1981 (G.O. Ms. No. 164 Social Welfare Department dated 12.03.1981) (now implemented under Chief Minister's Uzhavar Padhukappu Thittam)
1.	Old Age Pension Scheme since 01.04.1962 (G.O. Ms. 73, Finance (Pension) Department, Dated 22.01.1962) Renamed as Indira Gandhi National Old Age Pension Scheme since 19.11.2007 (G.O. Ms. 217, Social Welfare and Nutritious Meal Programme Department, Dated.16.11.2007.)													
2.	Indira Gandhi National Disability Pension Scheme. since 01.04.2010 (G.O. Ms.87, Social Welfare and Nutritious Meal Programme Department, Dated. 31.3.2010.)													
3.	Indira Gandhi National Widow Pension Scheme since 01.04.2010 (G.O. Ms. 87, Social Welfare and Nutritious Meal Programme Department, Dated. 31.3.2010.)													
4.	Destitute Differently Abled Pension Scheme. since 01.11.1974 (G.O Ms. No. 1402, Finance Department, dated 06.11.1974)													
5.	Destitute Widows Pension Scheme. since 01.06.1975 (G.O. Ms. No. 507, Finance Department, dated 27.05.1975)													
6.	Destitute Agricultural Labourers Pension Scheme since 15.03.1981 (G.O. Ms. No. 164 Social Welfare Department dated 12.03.1981) (now implemented under Chief Minister's Uzhavar Padhukappu Thittam)													

		7.	Destitute / Deserted Wives Pension Scheme. since 03.05.1984. (G.O. Ms. No. 1465, Social Welfare Department, dated 03.05.1984)
		8	Pension to unmarried, poor, incapacitated women of age 50 years and above. since 01.07.2008. (G.O.(Ms) No.80, Social Welfare Department dated.01.07.2008)
		9	Old Age Pension to Srilankan Tamils since 01.08.2011. G.O. (Ms) 53, Social Welfare and Nutritious Meal Programme Department, Dated. 08.08.2011)
		10	Widows Pension to Srilankan Tamils since 01.08.2011. G.O. (Ms) 53, Social Welfare and Nutritious Meal Programme Department, Dated. 08.08.2011)
		11	Differently Abled Pension Scheme to Srilankan Tamils since 01.08.2011. G.O. (Ms) 53, Social Welfare and Nutritious Meal Programme Department, Dated. 08.08.2011)
		12	Deserted Wives Pension to Srilankan Tamils since 01.08.2011. G.O. (Ms) 53, Social Welfare and Nutritious Meal Programme Department, Dated. 08.08.2011)
3	The amount of pension paid monthly from the date of implementation of the scheme	1	From 1.04.62 to 31.03.1979 at ₹20 (G.O. (Ms) No.73, Finance Department dated 22.01.1962)
		2	From 1.04.79 to 31.03.1982 at ₹25 (G.O. (Ms) No.805, Finance Department dated 11.06.1979)
		3	From 1.04.82 to 30.04.1989 at ₹35 (G.O. (Ms) No.1412, Social Welfare Department dated 13.05.1982)
		4	From 1.05.1989 to 31.01.1992 at ₹50 (G.O. (Ms) No.440, Backward Classes and Most Backward Classes and Nutritious Meal Programme Department dated 08.05.1989)
		5	From 1.02.1992 to 30.06.1995 at ₹75 (G.O. (Ms.) No.255, Social Welfare & Nutritious Meal Programme Department dated 01.04.1992)
		6	From 1.07.1995 to 31.03.1998 at ₹100 (G.O. (Ms.) No.187, Social Welfare & Nutritious Meal Programme Department dated 04.07.1995)
		7	From 1.04.1998 to 31.03.2000 at ₹150 (G.O. (Ms.) No.67, Social Welfare & Nutritious Meal Programme Department dated 21.04.1998)

		8	From 1.04.2000 to 31.07.2006 at ₹200/- (G.O. Ms. No.86, Social Welfare & Nutritious Meal Programme Department dated 02.06.2000)
		9	From 1.08.2006 to 30.11.2010 at ₹ 400/- (G.O.Ms.No.98, Social Welfare & Nutritious Meal Programme Department dated.05.09.2006)
		10	From 01.12.2010 to 30.04.2011 at ₹500/- (G.O.Ms.No.202, Social Welfare & Nutritious Meal Programme Department dated 24.12.2010)
		11	From 01.05.2011(paid in June) to till date ₹1000/- (G.O.Ms.No.41, Social Welfare & Nutritious Meal Programme Department dated 17.05.2011)
4	Number of Beneficiaries	31,15,777 (as on 31.03.2015)	

Number of Beneficiaries under Social Security Pension Scheme

Sl. No.	Scheme	2011-2012	2012-2013	2013-2014	2014-15 (as on 31.03.2015)
1.	Indira Gandhi National Old Age Pension Scheme	12,04,245	13,40,154	12,82,582	13,63,925
2	Indira Gandhi National Disability Pension Scheme.	45,180	50,911	66,483	62,337
3	Indira Gandhi National Widow Pension Scheme	3,35,103	4,58,599	6,49,683	5,84,413
4.	Destitute Differently Abled Scheme	1,33,188	1,81,063	2,07,855	2,00,600
5.	Destitute Widows Pension Scheme	4,24,367	4,54,361	4,68,791	4,24,012
6.	Chief Minister Uzhavar Pattukappu Thittam Pension Schemes	3,61,421	4,28,529	7,89,460 (CMUPT)	3,35,251

7.	Destitute/ Deserted Wives Pension Scheme	1,20,849	1,38,943	1,32,022	1,19,759
8.	Pension to unmarried, poor, incapacitated women of age 50 years and above.	16,768	19,424	22,259	21,016
9.	Pension to SriLankan Refugees.	4,416	4,413	4,928	4,464
Total		26,45,537	30,76,397	36,24,063	31,15,777

The expenditure incurred on Pension, supply of free rice and free dhotis and sarees for Old Age Pensioners as follows:-

Year	Expenditure incurred by State (₹ in lakhs)			
	Pension	Dhoties and Sarees	Rice	Total
2011-2012	291229.32	6503.72	624.68	298357.72
2012 – 2013	395067.41	7192.23	452.11	402711.75
2013-14	425420.73	6134.29	474.66	432029.68
2014-15	418723.48	6841.28	356.90	425921.66

The other benefits to the Social Security Pensioners.

- I. From 1992-93 onwards, as per G.O. Ms. No. 459, SW and NMP Department, dated 25.10.1991, One Saree per female pensioner and one Dhoti per male pensioner are distributed twice a year during Pongal and Deepavali Festivals.
- II. 4 Kgs. of fine variety rice per head per month for those who do not take meals at the Nutritious Meal Programme Centers.
- III. 2 Kgs. of fine variety rice per head per month for those who take meals at the Nutritious Meal Programme Centers.

8.2 Distress Relief Scheme

A sum of ₹10,000/- is paid to the households below poverty line on the nature death of the primary bread winner.

The expenditure details under Distress Relief Scheme are as follows:

Year	No. of beneficiaries	Expenditure (₹in lakhs)
2011-2012	13065	1306.55
2012 – 2013	17984	1798.43
2013-2014	14617	1461.78
2014-15	13212	1321.20

8.3 Accident Relief Scheme

Under Accident Relief Scheme, relief is given to the legal heirs of the household below poverty line on the death of the primary bread winner due to accident in respect of 44 occupational categories. The relief amount of ₹15,000/- is shared by State and Central Governments at ₹5,000/- and ₹10,000/- respectively.

The details relating to the expenditure towards payment of relief amount are as follows:-

Year	Expenditure (₹ in lakhs)
2011-2012	16.23
2012 – 2013	28.80
2013-2014	451.50
2014-15	10.40

+++++