

**BUDGET /
MOST IMMEDIATE**



**FINANCE [BG-I] DEPARTMENT
SECRETARIAT,
CHENNAI – 600 009.**

Letter No. 35640/BG-I/ 2022-1, dated 18th August 2022

From
Thiru N. MURUGANANDAM, IAS.,
Additional Chief Secretary to Government.

To
The Additional Chief Secretaries / Principal Secretaries / Secretaries to Government,
Departments of Secretariat, Chennai - 9.
All Departments of Secretariat, Chennai – 9.
All Heads of Department.
The Secretary, Tamil Nadu Legislative Assembly, Chennai - 9.
The Principal Secretary to Governor, Raj Bhavan, Chennai - 22.
The Registrar, High Court, Chennai – 104.
The Chairman, Tamil Nadu Public Service Commission, Chennai-3.
The Commissioner of Treasuries and Accounts, Chennai-35.
The Pay and Accounts Officer (North) / (South) / (East) / High Court,
Chennai - 1 / 35 / 8 / 104. } Through the
The Pay and Accounts Officer (Secretariat), Chennai - 9. } Commissioner
The Pay and Accounts Officer, Tamil Nadu House, New Delhi. } of Treasuries
The Pay and Accounts Officer, Madurai. } and Accounts,
All Treasury Officers / All Sub-Treasury Officers. } Chennai-35
The Commissioners of all Municipal Corporation.

Sir/ Madam,

Sub: **BUDGET 2023-2024** – Preparation and Submission of Number
Statement in the IFHRMS - Instructions issued - Regarding.

Ref: 1. Government Letter No.20300/Finance (Pay cell) Department/
2021-1, dated 09.07.2021.
2. Government Letter No.35144/Finance (BG-I) Department/
2021-1, dated 07.09.2021.
3. Government Letter No.15190/Finance (SS) Department/
2021-1, dated 14.03.2022.

As per paragraphs 38 and 39 of the Tamil Nadu Budget Manual, Volume-I,
all Heads of Department and Estimating Officers shall furnish the Number Statement to
the Finance Department for the preparation of Budget Estimates every year.

P.T.O.

2) After the State wide implementation of the IFHRMS, it has been decided that the Number Statement should be generated from the system, based on the posts created by the respective Drawing and Disbursing Officers (DDOs) and approved by the connected Treasuries / PAOs. Accordingly, the Number Statement had been generated from the IFHRMS for RE 2021-22 and BE 2022-23. The same procedure is adopted for the current financial year 2022-23 also and the Number Statement will be generated for RE 2022-23 and BE 2023-24, based on employees in position as on 31.07.2022.

3) In this context, it may be recalled that the Pay Cell module has also been introduced in the IFHRMS during 2021-22. All the new post sanctions, redeployment/ up-grade-down-grade of existing posts and creation of posts in lieu of existing posts are handled through the Post Sanction Ledger (PSL) number with effect from 02.09.2021 as per the procedure envisaged in the Government Letter first cited. Further, as per the directions given in the Government Letter third cited, the posts created till 01.09.2021 should be handled under the old treasury approval mode. Therefore all the existing posts and new post creation will be reflected in Annexure-I of the Number Statement.

4) The system will calculate the pay and allowances in Annexure II & III (except DA and OA) as per the methodology given in the Appendix- I to this letter, based on the employees in position as on 31.07.2022 under each DDO. As the Annexure II&III of the Number Statement are for the purpose of working out the salary expenditure requirements for the current year RE and next year BE, the details are generated as per the related sub-head of account attached to each post by the respective DDOs.

5) The updated Number Statement figures is made available to the Drawing and Disbursing Officers (DDOs), Heads of Departments (HODs) and the PCB Units in Finance Department simultaneously from 16/08/2022, in the following Number Statement formats.

| | |
|------------------|---|
| Annexure I | Number Statement |
| Annexure II (a) | Standard Scales of Pay |
| Annexure II (b) | Special Time Scales of Pay |
| Annexure II (d) | U.G.C. Scales of Pay |
| Annexure II (e) | AICTE Scales of Pay (Technical Universities, Government and Government Aided Engineering Colleges) |
| Annexure II (f) | AICTE Scales of Pay (Government and Government Aided Polytechnic Colleges) |
| Annexure III (a) | Statement of House Rent Allowance |
| Annexure III (b) | Statement of House Rent Allowance – Rent Free Quarters |
| Annexure III (c) | Statement of City Compensatory Allowance |
| Annexure III (e) | Medical Allowance |
| Annexure III (f) | Bonus out of Other Allowances |

6) The Number Statement verification activity during the current financial year 2022-23 will be carried out in two segments, i.e., verification and tallying of the total sanctioned posts in Annexure-I and verification and fixing of the fund requirements for the pay and allowances in Annexure II & III. The verification and reconciliation of the total posts in each department as on 31.07.2022 must be completed before the commencement of the DCB meetings and the detailed instructions regarding this will be issued separately.

7) The respective DDOs shall download the Annexure-I, II & III of the Number Statement from their login IDs and verify the details. To facilitate easy comparison and compilation of the data, the following five excel working sheets are also enabled to the DDOs/HODs/PCB Units in Finance Department.

| | | |
|---|---|-------------|
| 1 | Employees details for the Number Statement – Available for DDOs | Appendix-1A |
| 2 | Abstract - DDO - wise Report for HoDs | Appendix-1B |
| 3 | Abstract – Head of Account - wise Report for HoDs | Appendix-1C |
| 4 | Abstract – Post - wise Report for HoDs | Appendix-1D |
| 5 | Detailed Report for HoDs | Appendix-1E |

8) The DDOs shall manually correct / revise the system generated Annexure I, II & III in the PDF format and send it to their higher authorities along with proper working sheets / attachments. The DDOs shall also send a corrected copy of the Annexure I, II & III using Excel file provided in the IFHRMS, both duly signed. The HODs shall follow the same procedure for their office and then consolidate the overall figures for the departments as a whole.

9) The HODs shall send the system generated PDF format of the consolidated Number Statement with manual corrections wherever required and also the duly corrected and updated Number Statement in the Excel file format to the Finance Department on or before **31.08.2022**. The PCB Units in the Finance Department will also generate the HOD-wise Number Statement in the PDF format and verify the details furnished by the Heads of Departments.

10) The following details shall not be fetched from the IFHRMS and are to be furnished in the conventional method. Hence, Administrative Department and Heads of Departments are requested to furnish the following details, for which, formats are attached to this letter.

- a) Statement of Pay on the Consolidated Pay/ Fixed Pay
- b) Statement of Other Allowances

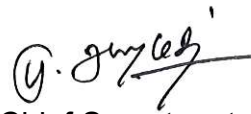
P.T.O.

11) It is categorically stated that the HODs will be fully responsible for both the total posts sanctioned for the Department till the cut-off date and for proposing the estimates for the salary related object heads in the Forms I, II, and III of the RE/BE proposals.

12) The procedure adopted in the preparation of the Number Statement in the IFHRMS as well as the steps to be taken by the DDOs/HODs for finalizing the fund requirements in the RE 2022-23 / BE 2023-24 have been explained in the Appendix-I along with 6 Formats as in the Appendix – I A to I F.

13) The Pay Matrix tables are enclosed as usual for ready reference.

Yours faithfully



for Additional Chief Secretary to Government

Copy to:

The Finance (B.C/ B.Coord/ CMPC/ OP-III/ OP-M/SS/IFHRMS) Dept., Chennai-09.

All Officers / Programme-cum-Budget units in Finance Department, Chennai-09.

Stock File / Spare Copy.

ANNEXURE-II
(c) STATEMENT OF PAY
 (for filled up posts only)
CONSOLIDATED PAY / FIXED PAY

AD CODE / NAME

| | | |
|--|--|--|
| | | |
|--|--|--|

HOD CODE / NAME

| | | |
|--|--|--|
| | | |
|--|--|--|

SUB-HEAD OF ACCOUNT

| |
|--|
| |
|--|

| Sl. No | Category | Consolidated / Fixed Pay per month | Number of Persons | Total Provision for a year [(3) x (4) x 12] |
|--------|--------------|------------------------------------|-------------------|--|
| (1) | (2) | (3) | (4) | (5) |
| | | | | |
| | | | | |
| | TOTAL | | | |

NOTE: Column (10) of Annexure II (a) + Column (9) of Annexure II (b) + column (4) of Annexure II (C) should tally with column (11) of Annexure-I.

Annexure-III

(d) OTHER ALLOWANCES
 (for filled up posts only)

| Sl. No. | Name of the Allowances | Amount | Number of Persons | Total Provision for a year [(3)x(4)x12] |
|---------|------------------------|--------|-------------------|--|
| (1) | (2) | (3) | (4) | (5) |
| 1 | | | | |
| 2 | | | | |
| 3 | | | | |
| 4 | | | | |
| 5 | | | | |
| 6 | | | | |
| 7 | | | | |
| | TOTAL | | | |

//True Copy//


 SECTION OFFICER

APPENDIX-I**Methodology adopted in the IFHRMS for calculation figures
in Forms II & III of the Number Statement**

1. The system will calculate the Pay for 2 years (i.e. RE of Current Financial Year 2022-23 and BE of Next Financial Year 2023-24) for all the incumbent employees (called as 'Active Assignment' in the IFHRMS) based on the 'standard value' on the given cut-off month/ date.
2. The calculation of pay will also take into consideration the next date(s) of increment(s) during the two year period from April 2022 to March 2024.
3. The system will accordingly revise the HRA and CCA slabs as well based on the basic pay after the increment(s).
4. If in case, the increment or the fixation due in the previous period is not sanctioned or updated, the system will not make back dated calculations and will assume the pay on the cut-off month/ date, as the actual pay due and accordingly work out the future earnings.
5. The system will not consider the Selection Grade and Special Grade pay hike during the course of the two year period April 2022 - March 2024.
6. The employees in transit (i.e. relieved from one office and not joined in the new office) and the employees on training and under suspension will not be part of the Number Statement.
7. Further, the leave salaries will also be not part of the Number Statement since the system reckons the persons in position only.
8. In the case of retirement of an employee in the middle of the financial year, the system will calculate pay till the end of the year.
9. The system will generate the Number Statement for the employees under the regular and the special time scales of pay only.
10. The system will not generate the Number Statement for the persons engaged on Contract basis and paid under the Detailed Head 333 PPSS or 302 Wages. Hence, the Number Statement for Annexure-II(c) Statement of Pay-Consolidated/ Fixed Pay shall be furnished by the DDOs to the respective higher authorities for consolidation and the HoDs shall send a single statement in the prescribed format.

11. In respect of Other Allowances, though there are round 80 different types of allowances attached to monthly salary of employees of different departments, there is only a single accounting code (i.e. 304 Other Allowances) and capturing of this information is not feasible in the IFHRMS. Hence, the Annexure-III(d) - Other Allowances shall be furnished by the DDOs to the respective higher authorities for consolidation and the HoDs shall send a single statement in the prescribed format.

Further Action to be taken at each DDO level in verifying the Number Statement and working out the requirement of funds in the RE 2022-23/ BE 2023-24 for the salary related heads of accounts

12. The Number Statement formats (except Annexure II(c) and Annexure III(d)) is made available to the respective DDOs from 16/08/2022.
13. In addition, the head of account-wise break-up details of the employees considered in the Number Statement is made available to the respective DDOs as per the enclosed format (**Appendix - IA**) and the same shall be verified and necessary corrections carried out.
14. Variations if any found in the Number Statement regarding the employee details, shall be brought to the notice of the connected Treasury/ PAO and suitable corrections shall be carried out to fetch the factual position.
15. The Number Statement generated from the system verified and updated manually shall be duly signed by the respective DDOs and submitted to the higher authorities for consolidation and forwarding to the HoDs.
16. Corrections / updation to the post details (like post name / category / Level of pay / omission / deletion of posts), if any required shall be carried out manually in the PDF format of Annexure I, II & III and sent to the higher authorities signed along with relevant proof.
17. In addition, the corrections made to the posts details in the PDF format shall be carried in the excel file of the NS facilitated in the system and a corrected clean copy shall also be sent to the higher authorities.
18. The Number Statement generated figures will be auto-populated in the IFHRMS under the 'Due' columns of RE and BE, from the level of DDOs and upto the HoDs.

19. For the **requirement of additional funds** (like training posts/ Selection Grade/ Special Grade! Arrears of Pay and Allowances/Subsistence Allowance/ Leave salary etc.) **or reductions** (due to absconding/ suspension/ disbandment/ redeployment/ etc. after the cut-off date) to the IFHRMS generated figures shall be worked out in the separate model format (**Appendix IF**) to be provided along with employees break-up details.
20. Thus, the finalized budgetary requirements, taking into consideration the Number Statement figures and the additional fund requirements, shall be filled by the DDOs in the RE 2022-23/ BE 2023-24 proposal columns. The system has the feature to upload the working sheets as well.

**Action to be taken at the HoD level in verifying the
Number Statement and working out the requirement of funds in the
RE 2022-23/ BE 2023-24 for the salary related heads of accounts**

21. The HoDs are facilitated with the Number Statement for the department as a whole simultaneously from 16/08/2022 for scrutiny. In addition, the excel dump of the data is also provided to the HoDs in the four formats (**Appendix IB to IE**) attached herewith to verify the DDO-wise/ Post-wise data.
22. Corrections / updation to the post details (like post name / category / Level of pay / omission / deletion of posts) shall be carried out manually in the PDF format of Annexure I, II & III.
23. In addition, the corrections made to the posts details in the PDF format shall be carried in the excel file and a corrected clean copy shall also be sent to the higher authorities.
24. The HoD shall complete the verification and compilation process and finalize the Number Statement. The finalized Number Statement shall be submitted to the Finance Department latest by **31.08.2022**.
25. Simultaneously, the HODs shall concentrate on the additional / reduction of fund requirements proposed by the DDOs in Appendix – I F and accordingly workout the overall requirements. In addition, the HODs shall also take into account the impact of filling up of vacant posts / creation of new posts if any and merger / disbanding of any existing offices under their control.
26. Thus, the RE 2022-23/ BE 2023-24 proposals for the salary related heads of accounts shall be the responsibility of the HoDs and the same shall be supported by the Number Statement.

27. The HoDs shall specifically communicate the relevant portion of this guideline to their subordinate level officers and direct them to fully go through process and accordingly propose the correct Number Statement and prepare the RE/ BE proposals.

**N. MURUGANANDAM,
Additional Chief Secretary to Government.**

//True Copy//


SECTION OFFICER


APPENDIX-1A
Employees Details for the Number Statement
(Available for DDOs)

HoD Name

(Amount in Rs. Thds.)

| S. No. | Head of Account (11 Digit Code) | HoD Code | DDO Code | Employee Details | | | | Pre-Revised Pay Structure | | Revised Pay Structure | | | I/C. Qtr. | Pay as on 31.07.2022 (Standard Value) | Special Pay / Personal Pay | HRA | CCA |
|--------|---------------------------------|----------|----------|------------------|------|-------------|-------|---------------------------|-----------|-----------------------|---------|---------|--|---------------------------------------|----------------------------|-----|-----|
| | | | | | | | | Pay Band | Grade Pay | Level in Pay Matrix | Minimum | Maximum | | | | | |
| 1 | 2 | 3 | 4 | Code | Name | Designation | Group | 9 | 10 | 11 | 12 | 13 | 14 | 15 | 16 | 17 | 18 |
| | | | | | | | | | | | | | 1st Jan/ 1st Apr/ 1st July/ 1st Oct | | | | |
| | | | | | | | | | | | | | 1st Jan/ 1st Apr/ 1st July/ 1st Oct | | | | |
| | | | | | | | | | | | | | 1st Jan/ 1st Apr/ 1st July/ 1st Oct | | | | |
| | | | | | | | | | | | | | 1st Jan/ 1st Apr/ 1st July/ 1st Oct | | | | |

//True Copy//


 SECTION OFFICER

APPENDIX-1B
ABSTRACT - DDO-wise Report
(Available for HoDs and PCB Units in Finance Department)

HoD Code:

HoD Name:

| S.No. | DDO Code | DDO Name | No.of Sanctioned Post | | | No.of Filled up Post | | | No.of Vacant Post | | |
|-------|----------|----------|-----------------------|-----------|-------|----------------------|-----------|-------|-------------------|-----------|-------|
| | | | Permanent | Temporary | Total | Permanent | Temporary | Total | Permanent | Temporary | Total |
| 1 | 2 | 3 | 4 | 5 | 6 | 7 | 8 | 9 | 10 | 11 | 12 |
| | | | | | | | | | | | |
| | | | | | | | | | | | |
| | | | | | | | | | | | |


APPENDIX-1C
ABSTRACT - HEAD OF ACCOUNT- wise Report
(Available for HoDs and PCB Units in Finance Department)

HoD Code:

HoD Name:

| S.No. | Name of the Post | No.of Sanctioned Post | | | No.of Filled up Post | | | No.of Vacant Post | | |
|-------|------------------|-----------------------|-----------|-------|----------------------|-----------|-------|-------------------|-----------|-------|
| | | Permanent | Temporary | Total | Permanent | Temporary | Total | Permanent | Temporary | Total |
| 1 | 2 | 3 | 4 | 5 | 6 | 7 | 8 | 9 | 10 | 11 |
| | | | | | | | | | | |
| | | | | | | | | | | |
| | | | | | | | | | | |

//True Copy//


SECTION OFFICER

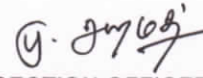
APPENDIX-1D
ABSTRACT - Post-wise Report
 (Available for HoDs and PCB Units in Finance Department)

HoD Code:

HoD Name:

| S.No. | Name of the Post | No.of Sanctioned Post | | | No.of Filled up Post | | | No.of Vacant Post | | |
|-------|------------------|-----------------------|-----------|-------|----------------------|-----------|-------|-------------------|-----------|-------|
| | | Permanent | Temporary | Total | Permanent | Temporary | Total | Permanent | Temporary | Total |
| 1 | 2 | 3 | 4 | 5 | 6 | 7 | 8 | 9 | 10 | 11 |
| | | | | | | | | | | |
| | | | | | | | | | | |
| | | | | | | | | | | |
| | | | | | | | | | | |

//True Copy//

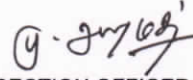

 SECTION OFFICER

APPENDIX-1E
DETAILED REPORT
 (Available for HoDs only)

HoD Code:
 HoD Name:

| S.No. | HoD Code | HoD Name | DDO Code | DDO Name | Head of Acco | Name of Post | Pay Details | | | No.of Sanctioned Post | | | No.of Filled up Post | | | No.of Vacant Post | | |
|-------|----------|----------|----------|----------|--------------|--------------|-------------|--------------|--------------|-----------------------|-----------|-------|----------------------|-----------|-------|-------------------|-----------|-------|
| | | | | | | | Group | Level of Pay | Scale of Pay | Permanent | Temporary | Total | Permanent | Temporary | Total | Permanent | Temporary | Total |
| 1 | 2 | 3 | 4 | 5 | 6 | 7 | 8 | 9 | 10 | 11 | 12 | 13 | 14 | 15 | 16 | 17 | 18 | 19 |
| | | | | | | | | | | | | | | | | | | |
| | | | | | | | | | | | | | | | | | | |
| | | | | | | | | | | | | | | | | | | |
| | | | | | | | | | | | | | | | | | | |

//True Copy//


 SECTION OFFICER

APPENDIX-1F

Additional requirements/ Reductions over the Number Statement

(To be worked out and submitted along with RE/BE Proposal)

(Amount in Rs. Thds.)

| S. No. | Head of Account (11 Digit Code) | HoD Code | DDO Code | Employee Details | | | | Pre-Revised Pay Structure | | Revised Pay Structure | | | I/C. Qtr. | Pay as on 31.07.2022 (Standard Value) | Special Pay / Personal Pay | HRA | CCA |
|--------|---------------------------------|----------|----------|------------------|---|---|---|---------------------------|------|-----------------------|-------|----------|-----------|---------------------------------------|----------------------------|-----|-----|
| | | | | | | | | Code | Name | Designation | Group | Pay Band | | | | | |
| 1 | 2 | 3 | 4 | 5 | 6 | 7 | 8 | 9 | 10 | 11 | 12 | 13 | 14 | 15 | 16 | 17 | 18 |
| I) | Additions | | | | | | | | | | | | | | | | |
| a) | Training Posts | | | | | | | | | | | | | xxx | xxx | xxx | xxx |
| 1 | | | | | | | | | | | | | | xxx | xxx | xxx | xxx |
| 2 | | | | | | | | | | | | | | | | | |
| b) | Arrear of Pay | | | | | | | | | | | | | | | | |
| 1 | | | | | | | | | | | | | | xxx | xxx | xxx | xxx |
| 2 | | | | | | | | | | | | | | xxx | xxx | xxx | xxx |
| c) | Selection Grade / Special Grade | | | | | | | | | | | | | | | | |
| 1 | | | | | | | | | | | | | | xxx | xxx | xxx | xxx |
| 2 | | | | | | | | | | | | | | xxx | xxx | xxx | xxx |
| d) | Leave Salary | | | | | | | | | | | | | | | | |
| 1 | | | | | | | | | | | | | | xxx | xxx | xxx | xxx |
| 2 | | | | | | | | | | | | | | xxx | xxx | xxx | xxx |
| e) | Subsistence Allowance | | | | | | | | | | | | | | | | |
| 1 | | | | | | | | | | | | | | xxx | xxx | xxx | xxx |
| 2 | | | | | | | | | | | | | | xxx | xxx | xxx | xxx |

| | | | | | | | | | | | | | | | | | |
|-------|-----------------------------------|--|--|--|--|--|--|--|--|--|--|--|-----|-----|-----|-----|--|
| ii) | Reduction | | | | | | | | | | | | | | | | |
| f) | Suspension after the cut-off date | | | | | | | | | | | | | | | | |
| 1) | | | | | | | | | | | | | xxx | xxx | xxx | xxx | |
| g) | Absconding | | | | | | | | | | | | | | | | |
| 1) | | | | | | | | | | | | | xxx | xxx | xxx | xxx | |
| h) | Post disbanded | | | | | | | | | | | | | | | | |
| 1) | | | | | | | | | | | | | xxx | xxx | xxx | xxx | |
| i) | Post redeployed | | | | | | | | | | | | | | | | |
| 1) | | | | | | | | | | | | | xxx | xxx | xxx | xxx | |
| Total | | | | | | | | | | | | | xxx | xxx | xxx | xxx | |

*** Specify other item separately and do the workings

//True Copy//

G. G. G.
SECTION OFFICER

Annexure-II(a)
PAY MATRIX
(FOR REGULAR GOVERNMENT EMPLOYEES)

| Pay Band | PB-1A Rs.4800-10000 | | PB-1 Rs.5200-20200 | | | | | | | |
|-----------|---------------------|-------|--------------------|-------|-------|-------|-------|-------|-------|-------|
| Grade Pay | 1300 | 1400 | 1650 | 1800 | 1900 | 2000 | 2200 | 2400 | 2600 | 2800 |
| Level | 1 | 2 | 3 | 4 | 5 | 6 | 7 | 8 | 9 | 10 |
| 1 | 15700 | 15900 | 16600 | 18000 | 18200 | 18500 | 19000 | 19500 | 20000 | 20600 |
| 2 | 16200 | 16400 | 17100 | 18500 | 18700 | 19100 | 19600 | 20100 | 20600 | 21200 |
| 3 | 16700 | 16900 | 17600 | 19100 | 19300 | 19700 | 20200 | 20700 | 21200 | 21800 |
| 4 | 17200 | 17400 | 18100 | 19700 | 19900 | 20300 | 20800 | 21300 | 21800 | 22500 |
| 5 | 17700 | 17900 | 18600 | 20300 | 20500 | 20900 | 21400 | 21900 | 22500 | 23200 |
| 6 | 18200 | 18400 | 19200 | 20900 | 21100 | 21500 | 22000 | 22600 | 23200 | 23900 |
| 7 | 18700 | 19000 | 19800 | 21500 | 21700 | 22100 | 22700 | 23300 | 23900 | 24600 |
| 8 | 19300 | 19600 | 20400 | 22100 | 22400 | 22800 | 23400 | 24000 | 24600 | 25300 |
| 9 | 19900 | 20200 | 21000 | 22800 | 23100 | 23500 | 24100 | 24700 | 25300 | 26100 |
| 10 | 20500 | 20800 | 21600 | 23500 | 23800 | 24200 | 24800 | 25400 | 26100 | 26900 |
| 11 | 21100 | 21400 | 22200 | 24200 | 24500 | 24900 | 25500 | 26200 | 26900 | 27700 |
| 12 | 21700 | 22000 | 22900 | 24900 | 25200 | 25600 | 26300 | 27000 | 27700 | 28500 |
| 13 | 22400 | 22700 | 23600 | 25600 | 26000 | 26400 | 27100 | 27800 | 28500 | 29400 |
| 14 | 23100 | 23400 | 24300 | 26400 | 26800 | 27200 | 27900 | 28600 | 29400 | 30300 |
| 15 | 23800 | 24100 | 25000 | 27200 | 27600 | 28000 | 28700 | 29500 | 30300 | 31200 |
| 16 | 24500 | 24800 | 25800 | 28000 | 28400 | 28800 | 29600 | 30400 | 31200 | 32100 |
| 17 | 25200 | 25500 | 26600 | 28800 | 29300 | 29700 | 30500 | 31300 | 32100 | 33100 |
| 18 | 26000 | 26300 | 27400 | 29700 | 30200 | 30600 | 31400 | 32200 | 33100 | 34100 |
| 19 | 26800 | 27100 | 28200 | 30600 | 31100 | 31500 | 32300 | 33200 | 34100 | 35100 |
| 20 | 27600 | 27900 | 29000 | 31500 | 32000 | 32400 | 33300 | 34200 | 35100 | 36200 |
| 21 | 28400 | 28700 | 29900 | 32400 | 33000 | 33400 | 34300 | 35200 | 36200 | 37300 |
| 22 | 29300 | 29600 | 30800 | 33400 | 34000 | 34400 | 35300 | 36300 | 37300 | 38400 |
| 23 | 30200 | 30500 | 31700 | 34400 | 35000 | 35400 | 36400 | 37400 | 38400 | 39600 |
| 24 | 31100 | 31400 | 32700 | 35400 | 36100 | 36500 | 37500 | 38500 | 39600 | 40800 |
| 25 | 32000 | 32300 | 33700 | 36500 | 37200 | 37600 | 38600 | 39700 | 40800 | 42000 |
| 26 | 33000 | 33300 | 34700 | 37600 | 38300 | 38700 | 39800 | 40900 | 42000 | 43300 |
| 27 | 34000 | 34300 | 35700 | 38700 | 39400 | 39900 | 41000 | 42100 | 43300 | 44600 |
| 28 | 35000 | 35300 | 36800 | 39900 | 40600 | 41100 | 42200 | 43400 | 44600 | 45900 |
| 29 | 36100 | 36400 | 37900 | 41100 | 41800 | 42300 | 43500 | 44700 | 45900 | 47300 |
| 30 | 37200 | 37500 | 39000 | 42300 | 43100 | 43600 | 44800 | 46000 | 47300 | 48700 |
| 31 | 38300 | 38600 | 40200 | 43600 | 44400 | 44900 | 46100 | 47400 | 48700 | 50200 |
| 32 | 39400 | 39800 | 41400 | 44900 | 45700 | 46200 | 47500 | 48800 | 50200 | 51700 |
| 33 | 40600 | 41000 | 42600 | 46200 | 47100 | 47600 | 48900 | 50300 | 51700 | 53300 |
| 34 | 41800 | 42200 | 43900 | 47600 | 48500 | 49000 | 50400 | 51800 | 53300 | 54900 |
| 35 | 43100 | 43500 | 45200 | 49000 | 50000 | 50500 | 51900 | 53400 | 54900 | 56500 |
| 36 | 44400 | 44800 | 46600 | 50500 | 51500 | 52000 | 53500 | 55000 | 56500 | 58200 |
| 37 | 45700 | 46100 | 48000 | 52000 | 53000 | 53600 | 55100 | 56700 | 58200 | 59900 |
| 38 | 47100 | 47500 | 49400 | 53600 | 54600 | 55200 | 56800 | 58400 | 59900 | 61700 |
| 39 | 48500 | 48900 | 50900 | 55200 | 56200 | 56900 | 58500 | 60200 | 61700 | 63600 |
| 40 | 50000 | 50400 | 52400 | 56900 | 57900 | 58600 | 60300 | 62000 | 63600 | 65500 |
| 41 | 51500 | 51900 | 54000 | 59600 | 59600 | 60400 | 62100 | 63900 | 65500 | 67500 |
| 42 | 53100 | 53500 | 55600 | 60400 | 61400 | 62200 | 64000 | 65800 | 67500 | 69500 |
| 43 | 54700 | 55100 | 57300 | 62200 | 63200 | 64100 | 65900 | 67800 | 69500 | 71600 |
| 44 | 56400 | 56800 | 59000 | 64100 | 65100 | 66000 | 67900 | 69800 | 71600 | 73700 |
| 45 | 58100 | 58500 | 60800 | 66000 | 67100 | 68000 | 69900 | 71900 | 73700 | 75900 |

PAY MATRIX
(FOR REGULAR GOVERNMENT EMPLOYEES)

| Pay Band | PB-2 Rs.9300-34800 | | | | | | | | | |
|-----------|--------------------|--------|--------|--------|--------|--------|--------|--------|--------|--------|
| Grade Pay | 4200 | 4300 | 4400 | 4450 | 4500 | 4600 | 4700 | 4800 | 4900 | 5100 |
| Level | 11 | 12 | 13 | 14 | 15 | 16 | 17 | 18 | 19 | 20 |
| 1 | 35400 | 35600 | 35900 | 36000 | 36200 | 36400 | 36700 | 36900 | 37200 | 37700 |
| 2 | 36500 | 36700 | 37000 | 37100 | 37300 | 37500 | 37800 | 38000 | 38300 | 38800 |
| 3 | 37600 | 37800 | 38100 | 38200 | 38400 | 38600 | 38900 | 39100 | 39400 | 40000 |
| 4 | 38700 | 38900 | 39200 | 39300 | 39600 | 39800 | 40100 | 40300 | 40600 | 41200 |
| 5 | 39900 | 40100 | 40400 | 40500 | 40800 | 41000 | 41300 | 41500 | 41800 | 42400 |
| 6 | 41100 | 41300 | 41600 | 41700 | 42000 | 42200 | 42500 | 42700 | 43100 | 43700 |
| 7 | 42300 | 42500 | 42800 | 43000 | 43300 | 43500 | 43800 | 44000 | 44400 | 45000 |
| 8 | 43600 | 43800 | 44100 | 44300 | 44600 | 44800 | 45100 | 45300 | 45700 | 46400 |
| 9 | 44900 | 45100 | 45400 | 45600 | 45900 | 46100 | 46500 | 46700 | 47100 | 47800 |
| 10 | 46200 | 46500 | 46800 | 47000 | 47300 | 47500 | 47900 | 48100 | 48500 | 49200 |
| 11 | 47600 | 47900 | 48200 | 48400 | 48700 | 48900 | 49300 | 49500 | 50000 | 50700 |
| 12 | 49000 | 49300 | 49600 | 49900 | 50200 | 50400 | 50800 | 51000 | 51500 | 52200 |
| 13 | 50500 | 50800 | 51100 | 51400 | 51700 | 51900 | 52300 | 52500 | 53000 | 53800 |
| 14 | 52000 | 52300 | 52600 | 52900 | 53300 | 53500 | 53900 | 54100 | 54600 | 55400 |
| 15 | 53600 | 53900 | 54200 | 54500 | 54900 | 55100 | 55500 | 55700 | 56200 | 57100 |
| 16 | 55200 | 55500 | 55800 | 56100 | 56500 | 56800 | 57200 | 57400 | 57900 | 58800 |
| 17 | 56900 | 57200 | 57500 | 57800 | 58200 | 58500 | 58900 | 59100 | 59600 | 60600 |
| 18 | 58600 | 58900 | 59200 | 59500 | 59900 | 60300 | 60700 | 60900 | 61400 | 62400 |
| 19 | 60400 | 60700 | 61000 | 61300 | 61700 | 62100 | 62500 | 62700 | 63200 | 64300 |
| 20 | 62200 | 62500 | 62800 | 63100 | 63600 | 64000 | 64400 | 64600 | 65100 | 66200 |
| 21 | 64100 | 64400 | 64700 | 65000 | 65500 | 65900 | 66300 | 66500 | 67100 | 68200 |
| 22 | 66000 | 66300 | 66600 | 67000 | 67500 | 67900 | 68300 | 68500 | 69100 | 70200 |
| 23 | 68000 | 68300 | 68600 | 69000 | 69500 | 69900 | 70300 | 70600 | 71200 | 72300 |
| 24 | 70000 | 70300 | 70700 | 71100 | 71600 | 72000 | 72400 | 72700 | 73300 | 74500 |
| 25 | 72100 | 72400 | 72800 | 73200 | 73700 | 74200 | 74600 | 74900 | 75500 | 76700 |
| 26 | 74300 | 74600 | 75000 | 75400 | 75900 | 76400 | 76800 | 77100 | 77800 | 79000 |
| 27 | 76500 | 76800 | 77300 | 77700 | 78200 | 78700 | 79100 | 79400 | 80100 | 81400 |
| 28 | 78800 | 79100 | 79600 | 80000 | 80500 | 81100 | 81500 | 81800 | 82500 | 83800 |
| 29 | 81200 | 81500 | 82000 | 82400 | 82900 | 83500 | 83900 | 84300 | 85000 | 86300 |
| 30 | 83600 | 83900 | 84500 | 84900 | 85400 | 86000 | 86400 | 86800 | 87600 | 88900 |
| 31 | 86100 | 86400 | 87000 | 87400 | 88000 | 88600 | 89000 | 89400 | 90200 | 91600 |
| 32 | 88700 | 89000 | 89600 | 90000 | 90600 | 91300 | 91700 | 92100 | 92900 | 94300 |
| 33 | 91400 | 91700 | 92300 | 92700 | 93300 | 94000 | 94500 | 94900 | 95700 | 97100 |
| 34 | 94100 | 94500 | 95100 | 95500 | 96100 | 96800 | 97300 | 97700 | 98600 | 100000 |
| 35 | 96900 | 97300 | 98000 | 98400 | 99000 | 99700 | 100200 | 100600 | 101600 | 103000 |
| 36 | 99800 | 100200 | 100900 | 101400 | 102000 | 102700 | 103200 | 103600 | 104600 | 106100 |
| 37 | 102800 | 103200 | 103900 | 104400 | 105100 | 105800 | 106300 | 106700 | 107700 | 109300 |
| 38 | 105900 | 106300 | 107000 | 107500 | 108300 | 109000 | 109500 | 109900 | 110900 | 112600 |
| 39 | 109100 | 109500 | 110200 | 110700 | 111500 | 112300 | 112800 | 113200 | 114200 | 116000 |
| 40 | 112400 | 112800 | 113500 | 114000 | 114800 | 115700 | 116200 | 116600 | 117600 | 119500 |
| 41 | 115800 | 115200 | 116900 | 117400 | 118200 | 119200 | 119700 | 120100 | 121100 | 123100 |
| 42 | 119300 | 119700 | 120400 | 120900 | 121700 | 122800 | 123300 | 123700 | 124700 | 126800 |
| 43 | 122900 | 123300 | 124000 | 124500 | 125400 | 126500 | 127000 | 127400 | 128400 | 130600 |
| 44 | 126600 | 127000 | 127700 | 128200 | 129200 | 130300 | 130800 | 131200 | 132300 | 134500 |
| 45 | 130400 | 130800 | 131500 | 132000 | 133100 | 134200 | 134700 | 135100 | 136300 | 138500 |

**PAY MATRIX
(FOR REGULAR GOVERNMENT EMPLOYEES)**

| Pay Band | PB-3 Rs.15600-39100 | | | | | | | PB-4 Rs.37400-67000 | | | | |
|-----------|---------------------|--------|--------|--------|--------|--------|--------|---------------------|--------|--------|--------|--------|
| | 5200 | 5400 | 5700 | 6000 | 6600 | 7600 | 7700 | 8700 | 8800 | 8900 | 9500 | 10000 |
| Grade Pay | 21 | 22 | 23 | 24 | 25 | 26 | 27 | 28 | 29 | 30 | 31 | 32 |
| Level | 21 | 22 | 23 | 24 | 25 | 26 | 27 | 28 | 29 | 30 | 31 | 32 |
| 1 | 55500 | 56100 | 56900 | 57700 | 59300 | 61900 | 62200 | 123100 | 123400 | 123600 | 125200 | 128900 |
| 2 | 57200 | 57800 | 58600 | 59400 | 61100 | 63800 | 64100 | 126800 | 127100 | 127300 | 129000 | 132800 |
| 3 | 58900 | 59500 | 60400 | 61200 | 62900 | 65700 | 66000 | 130600 | 130900 | 131100 | 132900 | 136800 |
| 4 | 60700 | 61300 | 62200 | 63000 | 64800 | 67700 | 68000 | 134500 | 134800 | 135000 | 136900 | 140900 |
| 5 | 62500 | 63100 | 64100 | 64900 | 66700 | 69700 | 70000 | 138500 | 138800 | 139100 | 141000 | 145100 |
| 6 | 64400 | 65000 | 66000 | 66800 | 68700 | 71800 | 72100 | 142700 | 143000 | 143300 | 145200 | 149500 |
| 7 | 66300 | 67000 | 68000 | 68800 | 70800 | 74000 | 74300 | 147000 | 147300 | 147600 | 149600 | 154000 |
| 8 | 68300 | 69000 | 70000 | 70900 | 72900 | 76200 | 76500 | 151400 | 151700 | 152000 | 154100 | 158600 |
| 9 | 70300 | 71100 | 72100 | 73000 | 75100 | 78500 | 78800 | 155900 | 156300 | 156600 | 158700 | 163400 |
| 10 | 72400 | 73200 | 74300 | 75200 | 77400 | 80900 | 81200 | 160600 | 161000 | 161300 | 163500 | 168300 |
| 11 | 74600 | 75400 | 76500 | 77500 | 79700 | 83300 | 83600 | 165400 | 165800 | 166100 | 168400 | 173300 |
| 12 | 76800 | 77700 | 78800 | 79800 | 82100 | 85800 | 86100 | 170400 | 170800 | 171100 | 173500 | 178500 |
| 13 | 79100 | 80000 | 81200 | 82200 | 84600 | 88400 | 88700 | 175500 | 175900 | 176200 | 178700 | 183900 |
| 14 | 81500 | 82400 | 83600 | 84700 | 87100 | 91100 | 91400 | 180800 | 181200 | 181500 | 184100 | 189400 |
| 15 | 83900 | 84900 | 86100 | 87200 | 89700 | 93800 | 94100 | 186200 | 186600 | 186900 | 189600 | 195100 |
| 16 | 86400 | 87400 | 88700 | 89800 | 92400 | 96600 | 96900 | 191800 | 192200 | 192500 | 195300 | 201000 |
| 17 | 89000 | 90000 | 91400 | 92500 | 95200 | 99500 | 99800 | 197600 | 198000 | 198300 | 201200 | 207000 |
| 18 | 91700 | 92700 | 94100 | 95300 | 98100 | 102500 | 102800 | 203500 | 203900 | 204200 | 207200 | 213200 |
| 19 | 94500 | 95500 | 96900 | 98200 | 101000 | 105600 | 105900 | 209600 | 210000 | 210300 | 213400 | 219600 |
| 20 | 97300 | 98400 | 99800 | 101100 | 104000 | 108800 | 109100 | 215900 | 216300 | 216600 | 219800 | 225000 |
| 21 | 100200 | 101400 | 102800 | 104100 | 107100 | 112100 | 112400 | 222400 | 222800 | 223100 | 226400 | 231800 |
| 22 | 103200 | 104400 | 105900 | 107200 | 110300 | 115500 | 115800 | 229100 | 229500 | 229800 | 233200 | 238800 |
| 23 | 106300 | 107500 | 109100 | 110400 | 113600 | 119000 | 119300 | 236000 | 236400 | 236700 | 240200 | 246000 |
| 24 | 109500 | 110700 | 112400 | 113700 | 117000 | 122600 | 122900 | 243100 | 243500 | 243800 | 247400 | 253400 |
| 25 | 112800 | 114000 | 115800 | 117100 | 120500 | 126300 | 126600 | 250400 | 250800 | 251100 | 254800 | 261000 |
| 26 | 116200 | 117400 | 119300 | 120600 | 124100 | 130100 | 130400 | | | | | |
| 27 | 119700 | 120900 | 122900 | 124200 | 127800 | 134000 | 134300 | | | | | |
| 28 | 123300 | 124500 | 126600 | 127900 | 131600 | 138000 | 138300 | | | | | |
| 29 | 127000 | 128200 | 130400 | 131700 | 135500 | 142100 | 142400 | | | | | |
| 30 | 130800 | 132000 | 134300 | 135700 | 139600 | 146400 | 146700 | | | | | |
| 31 | 134700 | 136000 | 138300 | 139800 | 143800 | 150800 | 151100 | | | | | |
| 32 | 138700 | 140100 | 142400 | 144000 | 148100 | 155300 | 155600 | | | | | |
| 33 | 142900 | 144300 | 146700 | 148300 | 152500 | 160000 | 160300 | | | | | |
| 34 | 147200 | 148600 | 151100 | 152700 | 157100 | 164800 | 165100 | | | | | |
| 35 | 151600 | 153100 | 155600 | 157300 | 161800 | 169700 | 170100 | | | | | |
| 36 | 156100 | 157700 | 160300 | 162000 | 166700 | 174800 | 175200 | | | | | |
| 37 | 160800 | 162400 | 165100 | 166900 | 171700 | 180000 | 180500 | | | | | |
| 38 | 165600 | 167300 | 170100 | 171900 | 176900 | 185400 | 185900 | | | | | |
| 39 | 170600 | 172300 | 175200 | 177100 | 182200 | 191000 | 191500 | | | | | |
| 40 | 175700 | 177500 | 180500 | 182400 | 187700 | 196700 | 197200 | | | | | |
| 41 | 181000 | 182800 | 185900 | 187900 | 193300 | 202600 | 203100 | | | | | |
| 42 | 186400 | 188300 | 191500 | 193500 | 199100 | 208700 | 209200 | | | | | |
| 43 | 192000 | 193900 | 197200 | 199300 | 205100 | 215000 | 215500 | | | | | |
| 44 | 197800 | 199700 | 203100 | 205300 | 211300 | 221500 | 222000 | | | | | |
| 45 | 203700 | 205700 | 209200 | 211500 | 217600 | 228100 | 228700 | | | | | |

Annexure-II(b)

PAY MATRIX

(FOR SPECIAL TIME SCALE EMPLOYEES)

| Pay Band | 950-2000 | 1300-3000 | 1800-3300 | 2500-5000 | 3500-6000 | 3500-6000 |
|-----------|----------|-----------|-----------|-----------|-----------|-----------|
| Grade Pay | 200 | 300 | 400 | 500 | 600 | 800 |
| Level | 1 | 2 | 3 | 4 | 5 | 6 |
| 1 | 3000 | 4100 | 5700 | 7700 | 10500 | 11100 |
| 2 | 3100 | 4200 | 5900 | 7900 | 10800 | 11400 |
| 3 | 3200 | 4300 | 6100 | 8100 | 11100 | 11700 |
| 4 | 3300 | 4400 | 6300 | 8300 | 11400 | 12100 |
| 5 | 3400 | 4500 | 6500 | 8500 | 11700 | 12500 |
| 6 | 3500 | 4600 | 6700 | 8800 | 12100 | 12900 |
| 7 | 3600 | 4700 | 6900 | 9100 | 12500 | 13300 |
| 8 | 3700 | 4800 | 7100 | 9400 | 12900 | 13700 |
| 9 | 3800 | 4900 | 7300 | 9700 | 13300 | 14100 |
| 10 | 3900 | 5000 | 7500 | 10000 | 13700 | 14500 |
| 11 | 4000 | 5200 | 7700 | 10300 | 14100 | 14900 |
| 12 | 4100 | 5400 | 7900 | 10600 | 14500 | 15300 |
| 13 | 4200 | 5600 | 8100 | 10900 | 14900 | 15800 |
| 14 | 4300 | 5800 | 8300 | 11200 | 15300 | 16300 |
| 15 | 4400 | 6000 | 8500 | 11500 | 15800 | 16800 |
| 16 | 4500 | 6200 | 8800 | 11800 | 16300 | 17300 |
| 17 | 4600 | 6400 | 9100 | 12200 | 16800 | 17800 |
| 18 | 4700 | 6600 | 9400 | 12600 | 17300 | 18300 |
| 19 | 4800 | 6800 | 9700 | 13000 | 17800 | 18800 |
| 20 | 4900 | 7000 | 10000 | 13400 | 18300 | 19400 |
| 21 | 5000 | 7200 | 10300 | 13800 | 18800 | 20000 |
| 22 | 5200 | 7400 | 10600 | 14200 | 19400 | 20600 |
| 23 | 5400 | 7600 | 10900 | 14600 | 20000 | 21200 |
| 24 | 5600 | 7800 | 11200 | 15000 | 20600 | 21800 |
| 25 | 5800 | 8000 | 11500 | 15500 | 21200 | 22500 |
| 26 | 6000 | 8200 | 11800 | 16000 | 21800 | 23200 |
| 27 | 6200 | 8400 | 12200 | 16500 | 22500 | 23900 |
| 28 | 6400 | 8700 | 12600 | 17000 | 23200 | 24600 |
| 29 | 6600 | 9000 | 13000 | 17500 | 23900 | 25300 |
| 30 | 6800 | 9300 | 13400 | 18000 | 24600 | 26100 |
| 31 | 7000 | 9600 | 13800 | 18500 | 25300 | 26900 |
| 32 | 7200 | 9900 | 14200 | 19100 | 26100 | 27700 |
| 33 | 7400 | 10200 | 14600 | 19700 | 26900 | 28500 |
| 34 | 7600 | 10500 | 15000 | 20300 | 27700 | 29400 |
| 35 | 7800 | 10800 | 15500 | 20900 | 28500 | 30300 |
| 36 | 8000 | 11100 | 16000 | 21500 | 29400 | 31200 |
| 37 | 8200 | 11400 | 16500 | 22100 | 30300 | 32100 |
| 38 | 8400 | 11700 | 17000 | 22800 | 31200 | 33100 |
| 39 | 8700 | 12100 | 17500 | 23500 | 32100 | 34100 |
| 40 | 9000 | 12500 | 18000 | 24200 | 33100 | 35100 |

PAY MATRIX

**(FOR TEACHERS AND EQUIVALENT CADRES IN UNIVERSITIES, GOVERNMENT /
GOVERNMENT AIDED COLLEGES GOVERNED BY UGC)**

| Pay Band | 15600-39100 | | | 37400-67000 | | 67000-79000 |
|-------------------------|-------------|--------|--------|-------------|--------|-------------|
| | 6000 | 7000 | 8000 | 9000 | 10000 | 0 |
| Grade Pay | 6000 | 7000 | 8000 | 9000 | 10000 | 0 |
| Index of Rationlisation | 2.67 | 2.67 | 2.67 | 2.67 | 2.72 | 2.72 |
| Entry Pay | 21600 | 25790 | 29900 | 49200 | 53000 | 67000 |
| Academic Level | 10 | 11 | 12 | 13A | 14 | 15 |
| 1 | 57700 | 68900 | 79800 | 131400 | 144200 | 182200 |
| 2 | 59400 | 71000 | 82200 | 135300 | 148500 | 187700 |
| 3 | 61200 | 73100 | 84700 | 139400 | 153000 | 193300 |
| 4 | 63000 | 75300 | 87200 | 143600 | 157600 | 199100 |
| 5 | 64900 | 77600 | 89800 | 147900 | 162300 | 205100 |
| 6 | 66800 | 79900 | 92500 | 152300 | 167200 | 211300 |
| 7 | 68800 | 82300 | 95300 | 156900 | 172200 | 217600 |
| 8 | 70900 | 84800 | 98200 | 161600 | 177400 | 224100 |
| 9 | 73000 | 87300 | 101100 | 166400 | 182700 | |
| 10 | 75200 | 89900 | 104100 | 171400 | 188200 | |
| 11 | 77500 | 92600 | 107200 | 176500 | 193800 | |
| 12 | 79800 | 95400 | 110400 | 181800 | 199600 | |
| 13 | 82200 | 98300 | 113700 | 187300 | 205600 | |
| 14 | 84700 | 101200 | 117100 | 192900 | 211800 | |
| 15 | 87200 | 104200 | 120600 | 198700 | 218200 | |
| 16 | 89800 | 107300 | 124200 | 204700 | | |
| 17 | 92500 | 110500 | 127900 | 210800 | | |
| 18 | 95300 | 113800 | 131700 | 217100 | | |
| 19 | 98200 | 117200 | 135700 | | | |
| 20 | 101100 | 120700 | 139800 | | | |
| 21 | 104100 | 124300 | 144000 | | | |
| 22 | 107200 | 128000 | 148300 | | | |
| 23 | 110400 | 131800 | 152700 | | | |
| 24 | 113700 | 135800 | 157300 | | | |
| 25 | 117100 | 139900 | 162000 | | | |
| 26 | 120600 | 144100 | 166900 | | | |
| 27 | 124200 | 148400 | 171900 | | | |
| 28 | 127900 | 152900 | 177100 | | | |
| 29 | 131700 | 157500 | 182400 | | | |
| 30 | 135700 | 162200 | 187900 | | | |
| 31 | 139800 | 167100 | 193500 | | | |
| 32 | 144000 | 172100 | 199300 | | | |
| 33 | 148300 | 177300 | 205300 | | | |
| 34 | 152700 | 182600 | 211500 | | | |
| 35 | 157300 | 188100 | | | | |
| 36 | 162000 | 193700 | | | | |
| 37 | 166900 | 199500 | | | | |
| 38 | 171900 | 205500 | | | | |
| 39 | 177100 | | | | | |
| 40 | 182400 | | | | | |

PAY MATRIX

Pay Matrix Table for Degree Level Technical Institutions

| Pay Band VI CPC | | 15600-39100 | | | 37400-67000 | | 67000-79000 |
|--------------------|-------|-------------|--------|--------|-------------|--------|-------------|
| Grade Pay - VI CPC | | 6000 | 7000 | 8000 | 9000 | 10000 | 0 |
| Entry Pay | | 21600 | 25790 | 29900 | 49200 | 53000 | 67000 |
| Cell No. | Level | 10 | 11 | 12 | 13A1 | 14 | 15 |
| 1 | | 57700 | 68900 | 79800 | 131400 | 144200 | 182200 |
| 2 | | 59400 | 71000 | 82200 | 135300 | 148500 | 187700 |
| 3 | | 61200 | 73100 | 84700 | 139400 | 153000 | 193300 |
| 4 | | 63000 | 75300 | 87200 | 143600 | 157600 | 199100 |
| 5 | | 64900 | 77600 | 89800 | 147900 | 162300 | 205100 |
| 6 | | 66800 | 79900 | 92500 | 152300 | 167200 | 211300 |
| 7 | | 68800 | 82300 | 95300 | 156900 | 172200 | 217600 |
| 8 | | 70900 | 84800 | 98200 | 161600 | 177400 | 224100 |
| 9 | | 73000 | 87300 | 101100 | 166400 | 182700 | |
| 10 | | 75200 | 89900 | 104100 | 171400 | 188200 | |
| 11 | | 77500 | 92600 | 107200 | 176500 | 193800 | |
| 12 | | 79800 | 95400 | 110400 | 181800 | 199600 | |
| 13 | | 82200 | 98300 | 113700 | 187300 | 205600 | |
| 14 | | 84700 | 101200 | 117100 | 192900 | 211800 | |
| 15 | | 87200 | 104200 | 120600 | 198700 | 218200 | |
| 16 | | 89800 | 107300 | 124200 | 204700 | | |
| 17 | | 92500 | 110500 | 127900 | 210800 | | |
| 18 | | 95300 | 113800 | 131700 | 217100 | | |
| 19 | | 98200 | 117200 | 135700 | | | |
| 20 | | 101100 | 120700 | 139800 | | | |
| 21 | | 104100 | 124300 | 144000 | | | |
| 22 | | 107200 | 128000 | 148300 | | | |
| 23 | | 110400 | 131800 | 152700 | | | |
| 24 | | 113700 | 135800 | 157300 | | | |
| 25 | | 117100 | 139900 | 162000 | | | |
| 26 | | 120600 | 144100 | 166900 | | | |
| 27 | | 124200 | 148400 | 171900 | | | |
| 28 | | 127900 | 152900 | 177100 | | | |
| 29 | | 131700 | 157500 | 182400 | | | |
| 30 | | 135700 | 162200 | 187900 | | | |
| 31 | | 139800 | 167100 | 193500 | | | |
| 32 | | 144000 | 172100 | 199300 | | | |
| 33 | | 148300 | 177300 | 205300 | | | |
| 34 | | 152700 | 182600 | 211500 | | | |
| 35 | | 157300 | 188100 | | | | |
| 36 | | 162000 | 193700 | | | | |
| 37 | | 166900 | 199500 | | | | |
| 38 | | 171900 | 205500 | | | | |
| 39 | | 177100 | | | | | |
| 40 | | 182400 | | | | | |

PAY MATRIX

Pay Matrix Table for Diploma Level Technical Institutions

| Pay Band VI CPC | | 15600-39100 | | | | 37400-67000 |
|-----------------------------|-------|-------------|--------|--------|--------|-------------|
| Academic Grade Pay - VI CPC | | 5400 | 6000 | 7000 | 8000 | 9000 |
| Entry Pay | | 21000 | 21600 | 25790 | 29900 | 49200 |
| Cell No. | Level | 9A | 10 | 11 | 12 | 13A1 |
| 1 | | 56100 | 57700 | 68900 | 79800 | 131400 |
| 2 | | 57800 | 59400 | 71000 | 82200 | 135300 |
| 3 | | 59500 | 61200 | 73100 | 84700 | 139400 |
| 4 | | 61300 | 63000 | 75300 | 87200 | 143600 |
| 5 | | 63100 | 64900 | 77600 | 89800 | 147900 |
| 6 | | 65000 | 66800 | 79900 | 92500 | 152300 |
| 7 | | 67000 | 68800 | 82300 | 95300 | 156900 |
| 8 | | 69000 | 70900 | 84800 | 98200 | 161600 |
| 9 | | 71100 | 73000 | 87300 | 101100 | 166400 |
| 10 | | 73200 | 75200 | 89900 | 104100 | 171400 |
| 11 | | 75400 | 77500 | 92600 | 107200 | 176500 |
| 12 | | 77700 | 79800 | 95400 | 110400 | 181800 |
| 13 | | 80000 | 82200 | 98300 | 113700 | 187300 |
| 14 | | 82400 | 84700 | 101200 | 117100 | 192900 |
| 15 | | 84900 | 87200 | 104200 | 120600 | 198700 |
| 16 | | 87400 | 89800 | 107300 | 124200 | 204700 |
| 17 | | 90000 | 92500 | 110500 | 127900 | |
| 18 | | 92700 | 95300 | 113800 | 131700 | |
| 19 | | 95500 | 98200 | 117200 | | |
| 20 | | 101100 | 120700 | 139800 | | |
| 21 | | 104100 | 124300 | 144000 | | |
| 22 | | 107200 | 128000 | 148300 | | |
| 23 | | 110400 | 131800 | 152700 | | |
| 24 | | 113700 | 135800 | 157300 | | |
| 25 | | 117100 | 139900 | 162000 | | |
| 26 | | 120600 | 144100 | 166900 | | |
| 27 | | 124200 | 148400 | 171900 | | |
| 28 | | 127900 | 152900 | 177100 | | |
| 29 | | 131700 | 157500 | 182400 | | |
| 30 | | 135700 | 162200 | 187900 | | |
| 31 | | 139800 | 167100 | 193500 | | |
| 32 | | 144000 | 172100 | 199300 | | |
| 33 | | 148300 | 177300 | 205300 | | |
| 34 | | 152700 | 182600 | 211500 | | |
| 35 | | 157300 | 188100 | | | |
| 36 | | 162000 | 193700 | | | |
| 37 | | 166900 | 199500 | | | |
| 38 | | 171900 | 205500 | | | |
| 39 | | 177100 | | | | |
| 40 | | 182400 | | | | |

//True Copy//


 SECTION OFFICER